

Beauty on the Beach

Approx. 53" x 53"



SEWING MACHINE:

If machines are provided for you at class, please bring a spool of neutral color thread.

If you are bringing your own machine, please have an extension cord, new needle, wind bobbin in a neutral color thread and bring a neutral color top thread. Please have a 1/4" foot on the machine that does NOT have a seam guide or flange on the foot.

GENERAL SUPPLIES:

Rotary cutter (sharp blade) and small mat

Square ruler (I use 9-1/2" by Omnigrd or Creative Grids)

Scissors, a few straight pins, baggie for scraps

Pigma brush tip pen (I will have some in class \$3)

Fabrics pre-cut and bagged by size (I do recommend starching before cutting, but its a personal choice)

Note: We will not get to the borders in class, so it is not necessary to cut or bring them with you.

The sample quilt was made using fabrics from my newest collection from Banyan Batiks— Island Vibes II. I have included the SKU and collection information for the fabrics I used. You are most welcome to choose your own fabrics.

REQUIRED KIT:

Includes foundation paper that can be left in the quilt, a re-useable foundation piecing stencils, custom acrylic templates and a full color handout to complete the quilt.

See this quilt in other colors/fabric combinations **in** the Wicked Wahini quilt album on my business Facebook page:

FROG HOLLOW DESIGNS

Throughout the class, Linda will demonstrate how to make an optional miniature quilt from the scraps and cutaways of the main project. You may wish to purchase a little extra of each fabric.










QUESTIONS?

Please email me at:

Lawnquilt@aol.com

Here's the swatches and SKU #'s for the fabrics from the sample quilt. All fabrics are from Banyan Batiks. Of course, you are welcome to choose your own fabrics/colors. If you do, I suggest that you tape a swatch of your fabric that corresponds with my sample fabric in the appropriate box on the chart.



Sample Quilt Swatch	Reference	SKU/Color	Yardage	Pre-Cutting	My Fabric
	Cream/ Background	Island Vibes II 80803-30	2 yards	(120) 3" x 4" rectangles (12) 8" squares (8) 5" squares	
	Orange	Shadows 81300-56	5/8 yard	(40) 2-12" x 3-1/2" rectangles (12) 4-1/2" squares	
	Green Print	Island Vibes II 80806-71	3/8 yard	(2) 6-1/2" squares cut in half on diagonal (2) 5" squares (4) 2-1/2" x 4-1/2" rectangles	
	Gold Print	Ketan 81000-535	3/8 yard	(2) 6-1/2" squares cut in half on diagonal (2) 5" squares (4) 2-1/2" x 4-1/2" rectangles	
	Pink Multi	Island Vibes II 80802-21	3/4 yard	(10) 5" squares (8) 4-1/2" squares (2) 6-1/2" squares cut in half on diagonal (8) 2-1/2" X 4-1/2" rectangles	
	Pink Floral	Island Vibes II 80804-22	3/4 yard	(10) 5" squares (2) 6-1/2" squares cut in half on diagonal (8) 2-1/2" x 4-1/2" rectangles	
	Lime Green	Shadows 81300-71	1 yard	(60) 2-1/2" x 3-1/2" rectangles (2) 2" X 42-1/2" (2) 2" x 45-1/2"	
	Small print	Island Vibes II 80801-22	1 / 2 yard	(8) 8" squares	
	Large Leaf	Island Vibes II 80800-22	1 yard	(2) 4-1/2" X 45-1/2" strips (2) 4-1/2" x 53-1/2" strips	
Binding		Your Choice	1/2 yard	(5) 2-1/2" x WOF strips	