



# TAQG Roundup

A Newsletter from the Texas Association of Quilt Guilds

Letter from the President

Hi all!

The Holidays are behind us and the January launch of Rally Day has taken place. The Reps have now got all the information necessary to answer your questions, if not, go to our website [www.taqq.org](http://www.taqq.org) or give one of the officers a call and we will be more than happy to answer any question you may have.

The Dallas Quilt Show is just around the corner also. For the first time we will be on the main floor, Booth #234. Be sure and stop by and see us. We can sign you up for workshops, (but hurry, they're filling fast!) help you decide on your lunch choice, sell you this year's pin or just chat with you. Some of Marti's quilts will be on display as well as some of the lovely raffle items up for grabs this year. We hope to see you there.

The Rally Day Committee is working hard to put on the best Rally Day we've ever had. Since this is the 20<sup>th</sup> anniversary, they want to really do it right for everyone, especially in a new venue. I think ya'll are really going to enjoy it this year.

Cindy Stowe  
TAQG President

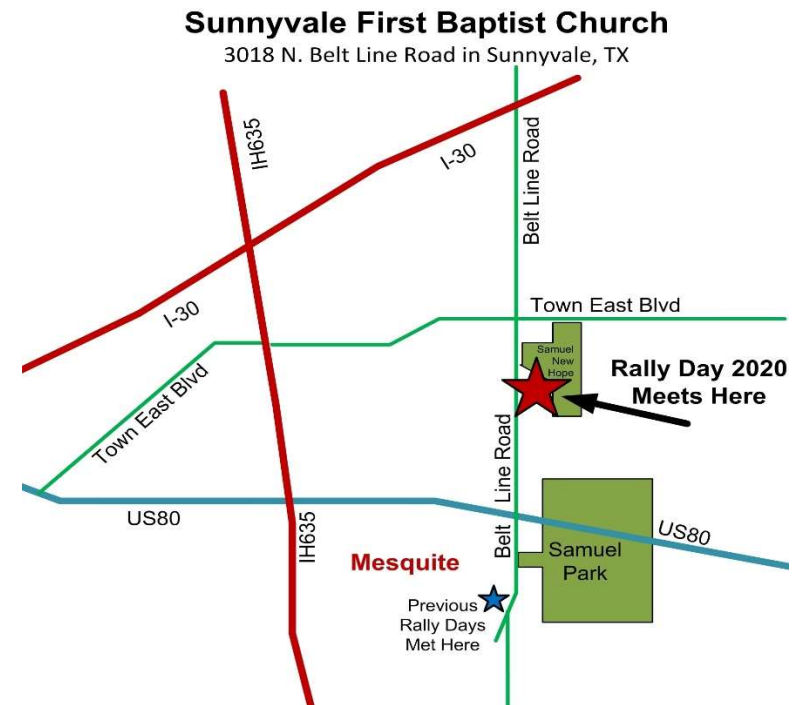
## TAQG Reps -

**Here comes the March TAQG Meeting!**

TAQG will hold their March 2020 meeting at:

**Sunnyvale First Baptist Church  
3018 N Belt Line Rd., Sunnyvale, TX**

The meeting starts at Noon on Tuesday, March 31, 2020.



Find us on line at: [www.taqq.org](http://www.taqq.org)

**Our Mission: To share information between guilds and preserve the art of quilting**

# OUR 20<sup>th</sup> ANNIVERSARY - RALLY DAY 2020!



The *Quilters*  
HALL OF FAME

**Celebration**  
**July 16-18 2020**

featuring the induction of  
*Marti Michell*

A popular teacher, Marti travels extensively, having now taught in 49 states and 26 countries. Look through your library of quilting books and you'll surely find one of Marti's books. At last count, nearly 1.75 million books authored by Marti have been sold. Likewise, you undoubtedly have fabric, patterns or tools that she has designed in your collected sewing materials. Furthermore, Marti's influence in the quilting industry is enormous. Marti is the recipient of two prestigious quilt industry "lifetime achievement" awards, The Silver Star (2004) and the Michael Kile Award (1991).

# Rally Day 2020 Classes Preview!!!

## Fat Quarter Log Cabin

A 1-day class for all experience levels

- Wednesday, July 8<sup>th</sup>
- Sunnyvale First Baptist Church, Sunnyvale
- Fee: \$79.<sup>00</sup> for TAQG Guild Members, \$100.<sup>00</sup> for others
- Supply List: On our website



## Interlocking Hexagons

A 1-day class for all experience levels


- Thursday, July 9<sup>th</sup>
- Sunnyvale First Baptist Church, Sunnyvale
- Fee: \$79.<sup>00</sup> for TAQG Guild Members, \$100.<sup>00</sup> for others
- Supply List: On our website



## Mariner's Compass

A 1-day class for all experience levels

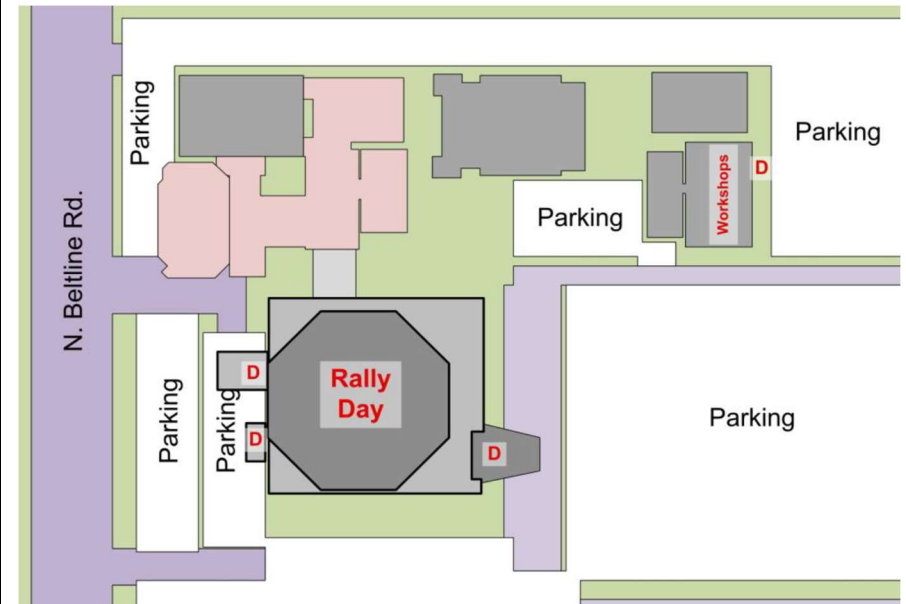
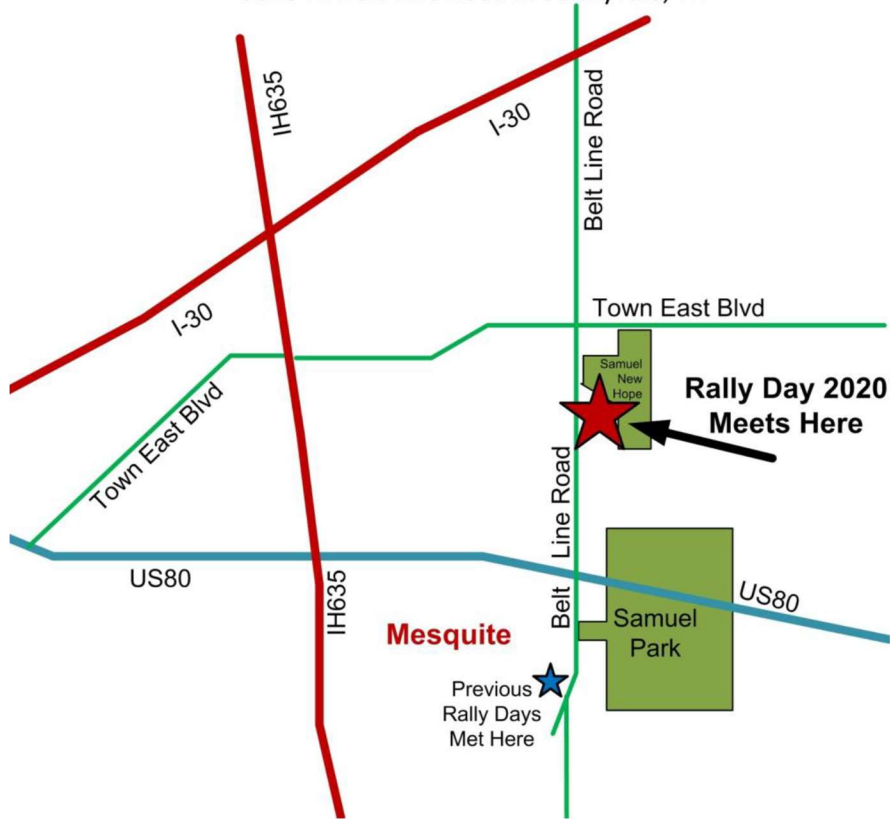
- Friday, July 10<sup>th</sup>
- Sunnyvale First Baptist Church, Sunnyvale
- Fee: \$79.<sup>00</sup> for TAQG Guild Members, \$100.<sup>00</sup> for others
- Supply List: On our website



# Rally Day 2020

## Sunnyvale First Baptist Church

3018 N. Belt Line Road in Sunnyvale, TX



Note: This map is **NOT** finalized. In particular, the doors that people enter have **NOT** been determined. Please look for an accurate map in the Rally Day 2020 documents.

## Rally Day Traffic Control

Because of our new location for Rally day and the extra security that will be in place, it would be very helpful to know of any buses that might be coming from your area. So I am asking each representative to let me know of any buses coming from your area that are planning to come to Rally Day. Please forward that information to [gail.lewis.v@gmail.com](mailto:gail.lewis.v@gmail.com).

Submitted by Gail Lewis, Sherman Quilt Makers

# Quilts of Valor



On the QOV and Raffle Quilt forms for Rally Day you do not have to make a separate copy for each one. There are separate spaces for the size of the QOV quilt and for the

Raffle Quilt. If you are reserving spots for both, please put both sizes in the appropriate spots and I will register both. You can make a separate copy if you so desire but it is not necessary, but you will have to have both sizes on the form. I do need the forms as soon as possible. Remember to include a self-addressed and stamped envelope so that I can respond to your request. All requests should be in by the May meeting. Any questions concerning size of QOV quilts and theme can be answered on the QOV website. Remember we do have lady vets as well as men. As this may be our last year as TAQG let's show our vets how much we appreciate their sacrifices. Contact info: Bill Pugh, 714 Cap Fisk Rd., Valley Mills, TX 76689 Tel. 254-722-9787.

Submitted by Bill Pugh

The Quilts of Valor® Foundation needs help in Texas! It can be as simple as making a block for our National Block Drive or joining groups making and awarding quilts to our service members and veterans. Our website, [www.QOVF.org](http://www.QOVF.org), has the block drive and directions which can be printed. Many quilters are working to help with our mission.



Submitted by Suzanne DiCarlo (a volunteer for Quilts of Valor® Foundation)  
Information/Help Desk Coordinator  
Mineola, TX (Central Time Zone); [www.QOVF.org](http://www.QOVF.org)

# Quilt Appraisals. Should you have them done?

Quilt can be appraised for several reasons. 1) for insurance purposes (replacement value 2) to sell them (fair market value), and for donation purposes (to meet IRS guidelines). If you're settling someone's estate, for example, having values professionally assigned to the quilts would be more accurate than guessing their worth. If your kids are ho-hum about looking after your quilts, they might perk once a dollar value is assigned. And squabbles over distribution might diminish with your quilt wealth equitably shared.

Let's say you're entering a quilt show or participating in an exhibit. The show company or exhibit host probably carries a minimum level of insurance to cover your work while it is in their care, but shipping companies may not. If you want to cover your quilt during shipping or if you think your quilt's value exceeds the insurance minimum, having an appraisal is essential.

Should every quilt you own or have created be appraised? Probably not. Bed quilts intended for regular use, baby quilts that will be loved and worn out, and fun and funky wall hanging made for enjoyment. These can be considered labors of love or part of your quilting

journey and let go. If, however, you've created an heirloom piece, collect vintage pieces, or compete with your quilt artistry, consider having your quilts appraised. Remember, no price can be put on sentimental or meaning. And as with any valuable property, if it isn't insured, a loss is total.

## What to expect during the appraisal.

Most quilt appraisals can be arranged via the quilt shows, guild meetings, or quilt documentation days that host appraisers. Some appraisers maintain an office or studio, and some may visit your home, but the public venues are more common. Find an appraiser at [quiltappraisers.org](http://quiltappraisers.org) or [americanquilter.com/about\\_aqs/appraisersphp](http://americanquilter.com/about_aqs/appraisersphp).

When you and your quilt meet with an appraiser, explain why you want the appraisal. Expect to see your quilt photographed, measured, and examined front and back. The appraiser may ask you questions, especially about provenance, awards won, or to clear up any construction question. For vintage, name inscribed (signature), and historically significant quilts, bring along any relevant ephemera (papers, letters, patterns, etc.).

Typically, the written appraisal covers the quilt's physical description and workmanship. Descriptive items include the pattern name or title, the date made, the

maker's name, and the type of edge finish and techniques used, among others. Workmanship items address construction, quilting, and condition. Any provenance is included; the more information you can provide, the better. Certified appraisers also provide the purpose of the appraisal, the method used to establish the value, and his or her qualifications.

In 2014, the appraisal cost per quilt ranged from \$30-\$50. This covers the physical examination, valuation, and written report. Save the report with your insurance or other important papers. If an appraiser has back-to-back appointments at a quilt show, your appraisal is likely scheduled for half an hour. Some appraisers will take notes, then write their reports later and send them to you.

## **What else do Appraisers do?**

Many quilt appraisers can help you identify pattern names on your quilt, explain the fabrics, date it within a quarter century, explain best repair or reproduction methods, and give you other historical information. What they can't do is tell you about selling it, donating it, or otherwise disposing of the quilt. That is up to you.

This article was originally published in the Nov/Dec issue of McCall's Quilting written by Andi Reynolds

## **TAQG GRANT \$ AT WORK**

Kaufman Quilt Guild was the recipient of a \$200 grant from TAQG this month. The Kaufman guild is expanding the educational and inspirational portion of the show and is excited to present "The Supper" quilt, by Dr. Donald Locke. This grant will be used to advertise and provide materials needed to educate the public. By having this opportunity, the guild hopes to reach more people and introduce many to the world of quilts.

## **Highlight your Guild with Rally Day Program Ads**

How do you let hundreds of quilters know about what's happening at your Guild meetings? Or maybe there's a Guild fundraiser, a silent auction or a quilt show coming up? The Rally Day Program is a fabulous way to advertise your Guild or event. Every Guild that donates door prize worth \$50 is eligible to have a free 1/3 page ad in the program. What a deal!!! But did you know you can upgrade your ad to a larger space. Here's a chance to make highlight your guild in an expanded space. Ads may be submitted electronically in JPG or GIF, DOC or DOCX, PPT or PPTX. Ads will be printed in Black and White. For more information, contact Shelly Vatteroni at [shelly@vatteroni.net](mailto:shelly@vatteroni.net).



## FARMERSVILLE NEWS

On Wednesday morning, March 11, Suzi will lead a barn quilt painting workshop for \$45. The workshop, which lasts 4 - 5 hours will be held at the Civic Center, and will begin at 9:00AM. At the

completion of the class you will have a 2 X 2 quilt square ready for hanging. Suzi's workshops have added over three thousand quilt blocks to Quilt Trails from California to Massachusetts! Space is limited so please reserve your spot by contacting Elizabeth Andrus of the Farmersville Quilt Guild at 214-504-6817.

### Barn Quilts

Suzi Parron's interest in quilting history led her to fascination with barn quilts, which she discovered on a cross-country camping trip in 2008. A high school English teacher, Suzi spent two years documenting the barn quilt movement, traveling to twenty-nine states, gathering stories of these painted quilt patterns and their ties to family and tradition.



The resulting book, "Barn Quilts and the American Quilt Trail Movement," was published by Ohio University Press in 2012. The success of "Barn Quilts" led to a second book, "Following the Barn Quilt Trail," published in April of 2016.


Suzi gives talks on barn quilts to quilting groups, libraries, and other civic organizations. Her barn quilt painting workshops have added over three thousand quilt blocks to the landscape, from California to Massachusetts.

Suzi and her husband, Glen, left Georgia behind in 2013, in their RV and have called the road their home since. They return to the South each year to celebrate the holidays with family and to spend time kayaking on their favorite Georgia and Florida rivers.


### QOV SEW IN







**FARMERSVILLE  
QOV  
SEW IN**



**The Kaufman Quilt Guild** is sponsoring a special display of  
**“The Supper”**  
by  
Donald E. Locke, D.D.S

This interpretation contains 51,816 one half inch squares. The quilt is 67 inches high and 183 inches wide. See page 16 for more information on the Kaufman show!

The Supper quilt was inspired by Leonardo da Vinci’s “The last Supper.” Dr. Locke used his Singer Featherweight machine to sew the pieces, section by section, and completed it in August 1999. Linda Taylor of Melissa, Texas, machine quilted the project with great care.

It is the Locke’s greatest desire to share this awesome work of art and will be sharing his commentaries on the subject for two days.

# IRVING QUILT GUILD -- PROGRAMS AND WORKSHOPS, FEBRUARY THROUGH JULY, 2020

To all TAQG members:

Irving Quilt Guild has some exciting programs scheduled this year. We would like to invite any TAQG members to join us to enjoy the presentations. Several of our programs include workshops and you are welcome to attend these also.

<u>Month</u>	<u>Program</u>	<u>Workshop</u>
February	Martha Lindberg Trunk Show	No workshop
March	Suzi Parron Barn Quilts	Painting Barn Quilt Squares Barn Teacher: Suzi Parron
May	Lisa Earlandson Wearing Grannie's Panties	No workshop
July	David Ciambrone Virginia Davies Quilt Mysteries	Three Happy Pumpkins Teacher: Kathy Ciambrone

All Guild meetings are on the third Thursday of the month. We meet at Oakview Baptist Church, 1004 S. Story Road, Irving. We have a social hour with pot luck dinner at 6:30pm. Our meetings start at 7:00 pm and are generally concluded by 9:00 pm.

Workshops are held the following Saturday at various venues in Irving. Some workshops fill quickly, so if you are interested, please contact the guild for current location information, fees and availability.

Vice President/Program Chair

Shawn Carr

[shawncarr33@gmail.com](mailto:shawncarr33@gmail.com)



## CARING FOR YOUR QUILTS

If a quilt is more than 50 years old, it is considered an antique and should be handled with great care. Only the airing, vacuuming and storage instructions are recommended for antique quilts. We do not recommend laundering an antique.

### A Few Words About Antique Quilts

If a quilt is more than 50 years old, it is considered an antique and should be handled with great care. Only the airing, vacuuming and storage instructions are recommended for antique quilts. We do not recommend laundering an antique.

### Before Washing a Quilt

Washing a quilt should be a last resort. Often a quilt just needs a good airing and or maybe some quick spot cleaning rather than a full body wash. Read the following information completely before washing a quilt. There may be a gentler way to clean the quilt.

## AIRING QUILTS

Often a quilt may just need a good airing with maybe a little spot cleaning here and there (see Spot Cleaning below).

**Airing Indoors** ~ If you have a spare bed, lay the quilt out on the bed to air out.

**Airing Outdoors** ~ #1 rule: No direct sunlight! Place a 100% cotton sheet on the ground. Place the quilt on the sheet and allow to air out.

Move the sheet and quilt as necessary to keep direct sunlight from hitting the quilt. A clothesline can be used if the quilt is small and it is not a bright sunny day.



A

## VACUUMING

This is the most non-invasive form of cleaning a quilt. Lay the quilt on a cotton sheet. Place the quilt on top of the sheet. Place a piece of nylon/fiberglass screening, (edges covered with twill tape) on top of the quilt. Using a hand attachment and lowest suction setting vacuum the quilt. If you do not have access to the screening, place an old piece of pantyhose over the vacuum attachment and vacuum the quilt.



© Copyright Connecting Threads ®. All rights reserved. For private, non-commercial use only.

## SPOT CLEANING (a form of wet cleaning)

If you did not make the quilt and are uncertain as to the fabrics, it is recommended you test each fabric for colorfastness before wet cleaning. Dip a cotton swab in water and rub on an inconspicuous area (if possible) of the quilt. If any of the dye comes off onto the swab do not wet clean. If the fabric passes the water test move on to testing for cleaning solvent stability. Dip a swab in the solvent you will be using to clean the spot (Orvus soap works best; QuiltWash is not recommended for spot cleaning). Test a dry section of the fabric. Again, if dye comes off on the swab do not wet clean. If the fabrics pass the test. Spot clean away!

## LAUNDERING (a form of wet cleaning)

Test the fabric for color fastness before washing (see Spot Cleaning). Never use a top loading washing machine. The agitation produced can pull at the fibers in the quilt and damage it. Front loading machines do not agitate so they are best for this purpose. Be sure the machine you will be using can handle the quilt, when wet. If not, you may need to go to a laundromat. Be sure to run a cycle through the machine in case the person before you used bleach or harsh detergent.



## DRYING

Dry using the outdoor airing technique described above. If placing small quilts on a clothesline be sure to cover the lone with a cotton sheet first.



## STORING QUILTS

### Air

Store in dark areas with good air circulation. Never store quilts in damp places. If storing on shelves make sure they are painted/finished to avoid damage from the wood.




### Cloth Bag

Again, good air circulation is necessary. Cloth bags made from 100% cotton work best. This will also protect the quilt from any bare wood including cedar chests.

### Quilt Folding

Place acid-free tissue paper between quilt layers. Scrunch tissue paper and place at the folds to avoid pancake creases. Refold stored quilts approx. every 6 months so any stress on fibers is relieved and redistributed.



## LOOK INTO THE FUTURE AT THE SPEAKERS AND WORKSHOPS YOU ARE GOING TO LOVE!!!

During the remainder of 2020 Plano Quilt Guild has invited some great speakers to their meetings. There is a speaker for nearly every quilting interest - from traditional patchwork to contemporary quilt design; cotton to wool; portrait techniques and mixed media techniques. If you don't believe me, check out the list below.

Then go to the Plano website at [www.qgplano.org](http://www.qgplano.org). Click on the Activities tab and from the drop down, select Programs. After reading about the speakers, look at the workshops. Their titles do not do them justice, you must read the descriptions and see the photos of what you can learn to do. When you decide which workshops you just have to take, print off the form on the website and mail it to Sharon Schenke. If you have any questions, email [programs@qgplano.org](mailto:programs@qgplano.org). You will get a quick response!

**April - Maria Shell**, Thursday, April 9 - Lecture - Patchwork to Artwork – Journey of an Alaskan Quiltmaker

2 Workshops

Friday, April 10 - Linear Blocks – Line into Shape

Saturday, April 11 - Riffing on Tradition – Exploring Design Elements with Quilt Blocks

**June - Dawn Heese**, Thursday, June 11 - Lecture - The French Connection

2 Workshops

Friday, June 12 - Roundabout

Saturday, June 13 - Little Woolly Baskets

**September - Leo Ransom**, Thursday, September 10 - Lecture - Pop Art Influence and Color Selection

2 Workshops

Friday, September 11 - Portrait Shadings – Layering

Saturday, September 12 - Portrait Collage

**October - Carmen Geddes**, Thursday, October 8 - Lecture - Trunk Show

2 Workshops

Friday, October 9 - Vintage Charm

Saturday, October 10 - Sister's Choice

**November - Katie Pasquini Masopust**, Thursday, November 12 - Lecture - Painting with Cloth

2 Workshops

Friday, November 13 - Workshop - Artful Log Cabins

Saturday, November 14 - Workshop - Ghost Layers and Color Washes

The meetings are on the 2nd Thursday at Hunters Glen Baptist Church Fellowship Hall on Custer Rd in Plano. The workshops are usually held at the Best Little Retreat Center in Texas at Beltline Road and Coit in Dallas.

# TDA asks Texas quilters to celebrate Texas sunsets for 2020 quilt competition

By Elizabeth Evans



**AUSTIN, Texas** - Calling all Texas quilters, the biennial Texas Department of Agriculture's 2020 Quilt Block Competition will open for submissions soon!

Texas Agriculture Commissioner Sid Miller is asking quilters from across the Lone Star State to submit quilt blocks celebrating Texas sunsets.

“Each year we host this quilt competition, the submissions continue to amaze me,” Miller said in a release. “These folks spend countless hours hand-crafting beautiful quilt blocks

showcasing Texas agriculture and just when you think the designs can't get any better- they do! I look forward to this year's presentation and the stunning Texas sunsets our talented quilters will create.”

Participating quilters will create patterns from a selection of natural fibers provided by TDA and up to three additional cotton fabrics. TDA wants quilters to include one special piece of cotton fabric that personally represents family, history or heritage.

Entries are due by June 30.

TDA will start accepting applications and mailing the fabric packets in February. To receive information when this opportunity becomes available, quilters can contact Emily Miller at 512-463-7425 or [Emily.Miller@Texasagriculture.gov](mailto:Emily.Miller@Texasagriculture.gov).

All entries will be judged by a panel of independent, outside individuals who will select the winning blocks to be pieced together into a quilt and unveiled at the Family Land Heritage ceremony this fall at the State Capitol in Austin.

TDA's Family Land Heritage program honors Texas families who have kept their land in continuous agricultural operation for 100 years or more. This celebration of Texas agriculture has been taking place since 1974, and 2020 will mark the combination of two TDA traditions — Family Land Heritage and the Quilt Block Competition.

For more information on the competition and to see past winners, visit the [TDA website](#).

Submitted by Elizabeth Andrus

# Bear Creek Quilt Guild

## Programs and Workshops

DATE	SPEAKER	LECTURE/WORKSHOP
March 17 <sup>th</sup>	Karen Stone	Lecture: Trunk Show
April 21 <sup>st</sup>	Heather Pregger Terry Mosher	Lecture: Inspiration vs. Emulation Workshop: More EPP...plus bonus technique!
May 19 <sup>th</sup>	Chris Atwell, Linn Jencoplae, & Nancy Car	Lecture: Tips, Tricks & Oops! School House
June 16 <sup>th</sup>	Pot luck	Quilts of Valor Presentation
July 21 <sup>stsa</sup>	Annette Plog (author)	Lecture: The History of quilt fabric in the 19 <sup>th</sup> Century
	Betsy Chuchian (author and fabric designer for Moda)	Lecture: 19 <sup>th</sup> Century Fabrics and Quilts Today
August 18 <sup>th</sup>	Jackie Olson	Lecture: Organizing your quilting space
September 15 <sup>th</sup>	Nancy Curl (master gardener) lecture	Lecture: Flower Pounding Workshop: Flower Pounding
October 20 <sup>th</sup>	Ann Cardon	Lecture: Dating Fabric by Color
November 17 <sup>th</sup>		Sew-in for QOV with catered dinner
December 15 <sup>th</sup>		Xmas pot luck

**Bear Creek Quilt Guild** meets the 3<sup>rd</sup> Tuesday of each month. Social time begins at 6:30 pm and Meeting time at 7:00 pm. Meetings are at ***Living Word Lutheran Church*** in Grapevine, Texas.

**We can be reached at: [info@bearcreekquiltguild.com](mailto:info@bearcreekquiltguild.com)**

# UPCOMING QUILT SHOWS & EVENTS

March 13-15, 2020 – Dallas Quilt Show,  
<http://quiltersguildofdallas.org/quilters-guild-of-dallas-show>

March 27-28, 2020 – Quilters Guild of East Texas Quilt Show,  
Dancing Stars, <http://www.qgetx.org/quilt-show.html>

April 17-18, 2020 – Kaufman Quilt Guild, 9<sup>th</sup> Annual Quilt Show, “French Connection”,  
First Baptist Church of Terrell Recreation Center,  
100 W. Brin St., Terrell, TX  
Friday 10 am -5 pm, Saturday 9 am-5 pm  
Admission \$5.00  
2020 Raffle Quilt, Judged quilt show, Vendors, Silent Auction, Appraisals, Boutique

April 24-25, 2020 – Gun Barrel Quilters Guild “Starstruck”,  
The CR Legacy Event Center, 2205 W. Main (Hwy 334),  
Gun Barrel City, TX  
Friday 9 am -5 pm, Saturday 9 am-4 pm  
Judged quilt show, Vendors, Country Store, Raffle Quilt  
Questions: [info@gunbarrelquiltersguild.org](mailto:info@gunbarrelquiltersguild.org)

May 8 – 9, 2020 – Red River Valley Quilt Guild presents  
Eiffel in Love with Quilts  
Love Civic Center, 2025 S. Collegiate Dr., Paris, TX  
Friday 10 am to 5 pm, Saturday 10 am to 4 pm  
[www.parisquiltshow.com](http://www.parisquiltshow.com)

August 7-8, 2020 – Crossroads to Texas Quilt Guild Show,  
<http://cttquiltguild.org/>

August 7-8, 2020 – Plano Quilt Show,  
<https://www.qgplano.org/quilt-show/plano-quilt-show/>

August 13-15, 2020 – Bear Creek Quilt Guild,  
The fourth annual North Texas Quilt Festival will be held at the Irving Convention Center. Free Parking!

September 18-19, 2020 – Lone Star Heritage Quilt Guild,  
21<sup>st</sup> Annual Quilt Show at the ROC,  
115 Putnam St., Sulphur Springs, TX  
<https://sulphurspringstxquilts.com>

October 16-17, 2020 – International Quilt Festival,  
Texas Star Quilters Guild, “inspired by Embroidery”  
Canton Civic Center, 800 Flea Market Rd., Canton, TX  
Admission \$3.00

October 29-November 1, 2020 – International Quilt Festival,  
George R Brown Convention Center, Houston  
Classes & Events begin October 26<sup>th</sup>

---

**Deadline for 2<sup>nd</sup> Quarter 2020 Newsletter is May 15<sup>th</sup>.**

**Corrections in this newsletter as well as articles for the upcoming newsletter should be directed to:**

**Mary Nalley**

817.937.4356 (cell) or [mary.nalley001@gmail.com](mailto:mary.nalley001@gmail.com)