



TAQG - ROUNDUP

First Quarter 2018

TAQG OFFICERS 2018

President – Cindy Stowe
VP/Programs – Janet Mentz
Secretary – Lana Snowden
Treasurer – Katrina Lindley
Membership – Judy Mathews

RALLY DAY 2018 HOST GUILDS

Lone Star Heritage Guild
Cedar Hill Quilt Guild
Irving Quilt Guild
Frisco Quilt Guild
Texas Star Quilter's Guild

LETTER FROM THE PRESIDENT

I want to welcome everyone to the 2018 TAQG group. Some of you are new to the group, and some are repeat Reps from your Guilds. We have a new Board this year, and I, Cindy Stowe, am your President. My home Guild is Texas Star Quilter's Guild in Canton, TX.

For those of you that are new to TAQG, TAQG stands for Texas Association of Quilt Guilds. As of this moment, we are a conglomerate of 36 Guilds and the Texas Quilt Museum.

Our range is vast. Ranging from Waco in the South, to the Red River to the North; Stephenville in the West, to the Louisiana border to the East.

Our backgrounds are just as varied as our ages, and includes both sexes as well as our experience levels in quilting.

It is the goal of TAQG to help facilitate communication between the Guilds and help educate Guilds with the necessary instruments needed to run their Guilds in a more efficient manner.

My hope is that you will find your experience with TAQG both enjoyable and educational.

Cindy Stowe, President

RALLY DAY SPEAKER / TEACHER DEB TUCKER

Visit Deb's Website at: <https://deb-tuckers-studio-180-design.myshopify.com/collections/all>

\$79 for TAQG Members
\$100 non-TAQG Members

Workshop Registration Opens:

TAQG member guilds February 1st.

Non-Members may register starting April 1st.

This year we are offering an Early Registration Incentive. All registrations postmarked by March 31st will be eligible for the Early Registration Drawing. The prize awarded will be the ruler/rulers required for that class. When you fill out the registration form, check the box at the bottom of the page and return your registration by March 31st to be eligible for the drawing!

WORKSHOP REGISTRATION WILL CLOSE ON MAY 1, 2018



Deb Tucker's Love Links Quilt Pattern

A WORD ABOUT DEB TUCKER



Deb is the creator of all the tools and techniques that form the basis for our products. In addition to her decades of teaching, she has edited two international quilt magazines, taught and lectured about quilting nationally and internationally, presided over the Vermont State Quilt

Guild for several years, and has held many terms of office in a number of local quilt guilds. Her background in education and architecture perfectly suit her current role as designer and educator for Studio 180 Design. She is the inspiration that keeps the company coming up with new ideas and innovative tools and techniques.

BIT OF NEWS FROM TAQG

This year TAQG presented Gun Barrel City Quilt Guild with \$1,000.00 for it's program for young girls to learn quilting. This is what TAQG is all about. The reason we have Rally Day is to make enough money to give grants that allow us to further the gift of quilting. It would be great if everyone applied to receive a grant for some project they've undertaken. While it's a difficult decision for TAQG, the benefit you receive is worth the effort. Hats off to Gun Barrel for the program they started teaching young girls ages 9 to 12 to quilt. They will be showcasing their quilts at the Gun Barrel Quilt Show in April. See "Upcoming Quilt Shows".

TAQG RALLY DAY 2018 - Admission Tickets

If you have ever been to TAQG Rally Day, you know that we have the best speakers, best give-aways, best raffles, and most fun day for quilters. Up until now, it has been free for members of a member-guild and \$5.00 for the few attendees from outside a member-guild. This year, we are charging \$5.00 for members and \$10.00 for non-members or the public. I'm sure this will continue as it allows us to provide grants to our member-guilds and have top-notch speakers like in the past.

This year we have an exceptional speaker that is also providing us with four days of workshops. We hope you will want to take part in Rally Day and view it as your opportunity to help TAQG service the quilting community.

Of course, volunteers will be admitted free, but there may be some limitations as to how many volunteers your group may admit. It can get confusing, so if you have questions, please don't hesitate to ask your TAQG rep. We promise you a better-than-ever Rally Day 2018.

CLASSES

- Workshop Registration opens: TAQG member guilds February 1st. Non-Members may register starting April 1st.
- This year we are offering an Early Registration incentive. All TAQG members' registrations postmarked by March 31st will be eligible for The Early Registration Drawing. The prize awarded will be the ruler/rulers that are required for that class. When you fill out the Registration form, check the box at the bottom of the page and return your registration by Mar 31st to be eligible for the drawing!



Thursday, July 12th, Mesquite – Hot Flash


- Project size: 3 options – 55" x 70" / 70" x 84" / 84" x 97"
- Block size: 7" Hunter's Star, 3 1/2" border
- Required tools: Rapid Fire Hunter's Star – Petite Star and Tucker Trimmer
- Highly recommended tool: Quilter's Magic Wand
- Scrap fabrics + black + border fabrics

When: 9:00 am – 4:00 pm

Where: Mimosa Lane Baptist Church, 1233 N. Belt Line Road, Mesquite




Friday, July 13th, Mesquite – Love Links



- Eight project sizes: 13" x 14" / 26" x 28" / 39" x 42" / 52" x 56" / 65" x 70" / 78" x 84" / 91" x 98" / 104" x 112"
- Required tool: Wing Clipper
- Fabric: Colored fabric from 10" squares, fat eights, & fat quarters and background.

When: 9:00 am – 4:00 pm

Where: Mimosa Lane Baptist Church, 1233 N. Belt Line Road, Mesquite



Monday, July 16th, Cedar Hill – Signs of Autumn

- Project sizes: 43" x 43" or 19 1/2" x 41"
- Block size: 7 1/2" finished
- Required tools: Wing Clipper & Corner Beam
- Required additional tool if you choose to make the 43" x 43" wall-hanging is the Square Squared
- Fabrics: dark scraps, light, dark, border

When: 9:00 am – 4:00 pm

Where: Galilean Baptist Church, 1155 N. Hwy. 67, Cedar Hill



Tuesday, July 17th, Cedar Hill – Carolina Lily Four Block

- Project size: 58" x 58"
- Block size: 16"
- Required tool: Wing Clipper
- Highly recommended tool: Quilter's Magic Wand
- Four fabric projects

When: 9:00 am – 4:00 pm

Where: Galilean Baptist Church, 1155 N. Hwy. 67, Cedar Hill

There is a separate form for each class. Follow instructions for mailing and you will be notified when your reservation is received. The forms can be found at:

<http://taqq.org/rally-day-forms-2018/>

or email Melissa Bonser at Melissa4135@outlook.com

Rally Day 2018 - Box Lunch Options

Lunches provided by McAlister's Deli

\$10.00 per box

Includes Bottled Water, choice of Sandwich, Chips, Pickle, Condiments and Cookie.

Harvest Chicken Salad, served on a Croissant, with lettuce and tomatoes. (This product contains pecans).



Black Forest Ham, served on a multigrain baguette. Our sandwich will not have cheese.



The Memphian, Black Angus roast beef, Black Forest ham, Butterball™ smoked turkey, provolone, lettuce, tomatoes, lite mayo and spicy brown mustard on a toasted 6" multigrain Baguette.



Turkey Bacon Ranch Wrap



SEE YOUR TAQG REP. FOR LUNCH ORDER FORMS



Pre-Rally Day 2018 Raffle Basket

At this time, we have received the following donations for the Pre-Rally Day Raffle Basket.

First Prize

Janome 2030QDC-B Sewing Machine

Retail value \$599.00

Thomas Sewing Center

18775 LBJ Frwy. Suite 208, Mesquite TX, 75150



Second Prize


Batik Quilt Kit, Backing, and

\$50 Gift Card for Long Arm Quilting

This kit provides a 95" by 95" quilt in beautiful jewel tone batiks. Retail value \$240.00

Fabric Fanatics 624 Haggard St. Suite 706, Plano TX 75074

Sand Dollar Quilting 1312 Blue Lake Dr. Frisco, TX 75034



Third Prize

Holidays at Home Quilt Kit

This is a block of the month quilt kit, designed by Vicki Bellino of Bloom Creek. Retail value \$200.00

Frisco Quilt Guild

Rally Day 2018 Door Prizes

At this time, we have received the following donations for Rally Day Door Prizes. (See a future TAQG Roundup for additional door prizes.) Door Prize items will be grouped into in gift bags. Each gift bag will have a value of at least \$25.00.



Cheryl Ann's portable design wall, a moveable, collapsible, free standing design wall to help with your quilt designs.

Retail value: approximately \$120.00.

Donated by a member of the **Frisco Quilt Guild**.

Beautiful 54" wooden quilt clamp to display your quilts on the wall.

Retail value: \$55.00.

Donated by **Quilt Ideas**, 1809 Midcrest Dr., Plano 75075



A basket of fabric which includes charm packs, jelly rolls, layer cakes, coordinating fabric collections, etc.

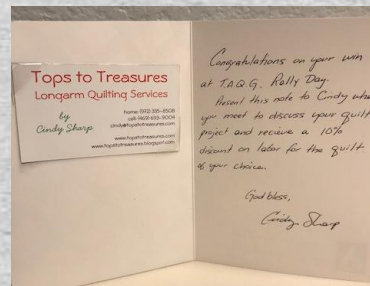
Retail value: at least \$150.00

Donated by members of the **Frisco Quilt Guild**.

A 10% off labor gift card for quilting

Donated by **Tops to Treasures Long Arm**

Quilting, www.topstotreasures.com



Wonderful quilt book collection

Retail value: \$90.00

Donated by **The Old Craft Store**, 1110 W. Main St., Carrollton, TX 75006



A Free Spirit quilt kit called At The Bazaar, a 42" by 52" quilt with a beautiful array of fabrics in red, turquoise and gold.

Retail value: \$70.00

Donated by **Happiness is Quilting**, 153 S Central Expy, McKinney 75070

3 Moda Frivol tins of fabric

Retail value: \$63.00

Donated by **Rockin Bobbin Quilt Store**, 9090 Skillman St. #A166, Dallas 75243



3 pairs of Karen Kay Buckley's Perfect Scissors. The set includes large, medium, and small scissors

Retail value: \$89.00.

Donated by **Best of Bernina store**, 340 Coit Rd, Suite 500, Plano 75075

Beautiful Vera Bradley tote in blue, white and black colors.
 Retail value: approximately \$100.00
 Donated by a member of **Frisco Quilt Guild**



4 Trish Stuart books
 Retail value: \$80.00
 Donated by **Trish Stuart Designs**, www.trishstuart.com

Beautiful This and That quilt kit called Paris in the Fall. This 66" by 86" kit includes fabrics in colors of red, beige, brown, and gold.
 Retail value: approximately \$225.00
 Donated by a member of **Frisco Quilt Guild**



A quilt kit called Blessings Baskets designed by Jan Patek. The kit includes homespun fabrics in beautiful reds, browns, golds and beiges. The finished quilt will be 74" by 74"
 Retail value: approximately \$175.00
 Donated by a member of **Frisco Quilt Guild**

A quilt kit called Stair Steps designed by Bonnie Sullivan - 60" by 75" when completed and includes a wonderful assortment of flannel fabrics in colors of browns, beiges, and greens.




Retail value: approximately \$150.00
 Donated by a member of the **Frisco Quilt Guild**

A quilt kit called A Piece of Cake by Jenni Calo for Connecting Threads will be 71" by 63" and includes a modern look fabric line in various colors.
 Retail value: approximately \$130.00
 Donated by a member of **Frisco Quilt Guild**



7 yards of beautifully coordinated fabrics in pink, green, and beige
 Retail value: approximately \$80.00
 Donated by a member of **Frisco Quilt Guild**

A set of 3 coordinated fabrics - 4.5 yards of green, turquoise, and gold
 Retail value: approximately \$45.00
 Donated by a member of **Frisco Quilt Guild**




A pack of 17 Western fabrics called Rodeo Up
 Retail value: approximately \$63.00.
 Donated by a member of **Frisco Quilt Guild**

A \$50.00 gift card
 Donated by **Minding My P's and Q's Quilt Shop**,
 3401 E. University, #100 Denton 76208



A \$50.00 gift card

Donated by **Linda's Electric Quilters**, 2001 Central Cir, Ste 103, McKinney 75069



A \$50.00 gift card

Donated by **Sew Let's Quilt It Quilt Shop**, 7989 Belt Line Rd. Ste 170, Dallas 75248

A \$25.00 gift card

Donated by **Quilt Country**, 701 S. Stemmons #60, Lewisville 75067



A 3 day retreat package for 2

Retail Value: \$108.00

Donated by **The Best Little Retreat Center in Texas**, 7989 Beltline Rd, Ste 168, Dallas 75248

A \$20.00 gift card and charm pack


Retail value: \$33.50

Donated by the **Red Barn Quilt Store**, 305 Bolivar St, Sanger 76266



A \$25 gift certificate and a dozen hand-dyed fat quarters

Donated by **Mineola Needle Works**, 1058 N Pacific St. Mineola 75773



Set of quilt patterns

Donated by **Carol Morrissey**, www.ocaroldesigns.com

A basket of quilt fabric, patterns, and notions

Retail value: \$110

Donated by **Quilt Mercantile**, 215 N Highway 69, Celeste 75423



Be sure to get your Rally Day 2018 pin!

The Kathy Dunigan Academy of Applique

by Pam Lane

Kathy Dunigan is one of our many local talented quilters. After I had quilted for awhile and started to develop an interest in applique, I kept hearing Kathy's name. I finally discovered a class at Blue Ribbon Quilt Shop in Wylie that she was teaching. Since that discovery, I have attended several of her classes and listened while she spoke of her Academy. I just didn't think it was for me—an entire week—oh my. But this year, I took the bait and ran with it. I managed to sign up for three days of classes, while a friend I met at the Houston quilt show signed up for every event. I got to live the entire week through her. It was a wonderful learning experience.

The first day I entered the hotel, coffee and pastries were waiting. I signed in, got my goody bag, and found my classroom. My first class was with Sharon Schamber "Extraordinary Embroidery". Sharon is one of those people that totally involves herself in every aspect of quilting. She must have a day for dyeing fabrics, a day for embroidery, a day for applique, a day for piecing, and a day for creating. Time flew by. I was with Sharon for two days and practiced her magic. Kathy's applique technique is very similar to hers, but Sharon does embroidery and applique at the same time. I loved the technique. Her patterns--designed by her--are flawless and created so that you have no fabric on turns. Yes, I know, it sounds impossible.

The last day I was there, I had a class with Linda Neal—another local talent from McKinney. She was teaching "Elegant English Paper Piecing". A completely different personality from Sharon, Linda was all about fun. She had this quirky colorful border fabric for us to fussy cut to make flowers with pizzazz.

Didn't know I could do that. It was fun. The mindless basting of the fabric to the tiny hexagons and whip-stitching them together was painless. I'm determined to someday make a quilt with 50,000 hexagons—of course I plan to use the 3/8 inch. It was such a fun class. I sat next to my friend from Waco and in front of a woman from Alaska. Just like Houston, the classes were filled with people from many states and countries other than Texas. If you just thought there was Texas, you were wrong.

Joanne told me about the bus trip on Monday thinking I would have been to the places, but no, I had missed out. Also, she had a button she made at a free night class—in case you ****didn't get enough quilting during the day. They had a lecture and social on Thursday night and Saturday was "Texas Two Step" Farewell Buffet, Show and Tell, and Goodbyes. All in all, I have to say this was a pretty good academy. I definitely will be back next year. Thank you Kathy for all your hard work.

I have to mention that our own Sherry Worley was there with other vendors selling her hand-dyed fabrics. Also Dallas, Plano, McKinney, and Arlington had raffle quilts you could purchase tickets for. Absolutely beautiful quilts from these guilds.



A Little Something Special From Helen

by Pam Lane

If you aren't familiar with Helen Frost, you are missing out. Helen is the co-author of eleven books including *Grand Endeavors: Vintage Arizona Quilts and Their Makers*, the Arizona state quilt project publication. She has taught at guilds and conferences and in Europe. In mother were Who Challenged International Quilt in Houston, Texas. into the Arizona in 2009. She continues to explore her favorite quilt designs and cannot begin to count how many Lone Star and Nine-Patch quilts she has made! Helen lives in Tucson, Arizona.



across the country 2001, she and her honored as Women Quilting at Market and Festival Helen was inducted Quilter's Hall of Fame

I was privileged to take a class with her in Houston at last year's festival. She has the most fun workshops. At the end of class she gave us a present that I loved. It was a handmade pincusion that slips into your spool of thread. I've always stuck my pins into the fabric or into the thread, but that's not so good. This is the perfect solution to keeping up with your pins. Helen was kind enough to send me the directions for making these pincushions and I'm sharing that with you now.

Spool Flower

Fabrics:


Cut 1 fabric circle 2 $\frac{1}{8}$ " in diameter. Since silk flowers vary in size, do a test to make sure the center is in proportion to the flower. You can find flowers at Hobby Lobby, Michael's or JoAnn's.

Other supplies: Silk flower, heavy thread for gathering, 2 $\frac{1}{8}$ " golf tee, Tacky glue, bug button (optional)

Sewing:

1. Pull the flower off the stem. Remove the center by putting the stem on a hard surface and pushing the petals down. Glue the layers of petals together, offsetting them as necessary.
2. Make small running stitches $\frac{1}{4}$ " from the edges of the fabric circle. Wrap one tail of thread over the other 3 times.
3. Pull the thread tails to slightly gather the circle. Stuff the fabric circle firmly and pull the thread ends to gather. The raw edges should just touch in the center. Knot securely.
4. Sew a bug button to the stuffed circle before gluing it to the petals.
5. Put glue on the petals and add the stuffed center. Place in a plastic egg carton to keep the petals in place and let dry.
6. Glue to a golf tee. Hold in place until the glue sets.

Have fun and hope you enjoy yours as much as I have mine.



UPCOMING QUILT SHOWS

March 9-11, 2018

Quilter's Guild of Dallas
Market Hall
2200 Stemmons Freeway
Dallas, TX

NW corner of I35 and Market Center Blvd.

Website: <http://www.quiltersguildofdallas.org>

March 23-24, 2018

Tyler Quilt Show
Harvey Hall Convention Center
2000 W. Front Street
Tyler, TX 75702

Website: <https://10times.com/tyler-quilt-show>

April 20-21, 2018

Kaufman Quilt Show
First Baptist Church
100 Brin
Terrell, TX

Website: <http://www.kaufmanquiltguild.org/terrell-jubilee-quilt-show>

April 26-28, 2018

Fourth Annual St. Mary's Quilt Show
St. Mary's Catholic Church
8227 County Road 205
Plantersville, TX 77363

Website: <http://www.stmarysquiltshow.com>

April 27-28, 2018

Gun Barrel Quilt Guild Annual Quilt Show "Carnival of Quilts"
CR Legacy Event Center
Gun Barrel City, TX 75156

Website: <http://www.gunbarrelquiltersguild.org/2018quilt-show.html>

--

North Texas Quilt Festival
Bear Creek Quilt Guild, Fort Worth Modern Quilt Guild, Fort Worth Quilt Guild, Irving Quilt Guild, Quilters' Guild of Arlington, and Trinity Valley Quilters' Guild

Arlington Convention Center
1200 Ballpark Way
Arlington, TX 76011

Website:

<http://www.sewingexpo.com/Events/Arlington,TX/FeaturesEvents/NorthTexasQuiltFestival>.

July 14, 2018

TAQG Rally Day
Mimosa Lane Baptist Church
1233 North Belt Line Road
Mesquite, TX 75149

Website: <http://taqg.org/wp-content/uploads/2017/09/Rally-Day-2018.pdf>

July 20-21, 2018

Creative Quilters Guild of Ellis County 2018 Quilt Show "Garden Party"

Midlothian Conference Center
Midlothian, TX 76065

Website: <http://elliscountyquilters.com/quilt-shows/>

August 10-11, 2018

Quilt Plano 2018

Quilters Guild of Plano

Plano Event Center

2000 East Spring Creek Parkway

Plano, TX 75407

Website: <http://www.qgplano.org/cgi-bin/membership.cgi?Page=QP2018>**September 28-30, 2018**

Austin Area Quilt Guild

Capital of Texas Quilt Fest

Palmer Events Center

Austin, TX

Website: <http://www.aaqg.org>**November 8-11, 2018**

International Quilt Festival

George R. Brown Convention Center

1001 Avenida de las Americas

Houston TX

Website: <https://tradeshowz.com/international-quilt-festival-houston>

Contributors to this Issue

Sherry Worley – TAQG Representative/Quilters Guild of Plano

John Worley – Quilters Guild of Plano

Pam Lane – Quilter's Guild of Dallas, Inc.

Cindy Stowe – Texas Star Quilters Guild

You can reach the Editor, Pam Lane, at: pamalane@msn.com

Texas Association of Quilt Guilds



The Texas Association of Quilt Guilds meets on the last Tuesday of odd-numbered months at the Garden Ridge Church of Christ at 102 N. Garden Ridge Blvd. in Lewisville from 10 am to 12 pm.

Find us on line at: www.taqq.org

Our Mission: To share information between guilds and preserve the art of quilting

