

Our Next Meeting:

Allison Bayer

My Scrappy World

Thursday, Nov. 9th 6:45 pm
Hunters Glen Baptist Church,

4001 Custer Road
Plano, Texas

*North Side to Park.
Enter and Go Upstairs!*



Quilters Guild

November 2017

of Plano, Inc.

Volume 35, Issue 11

Meeting Location

November 2017 Guild Meeting Program

We will be meeting at the north end of the **Hunters Glen Baptist Church** again. There is parking around the building and a large parking lot across Pleasant Valley Dr. Enter the double doors on the north.

Immediately to the right is a set of stairs and an elevator. You will take those to the second floor and go down the hall to **rooms 266 and 267**, at the end of the hall.

Allison Bayer submitted by Angel Hawks



"My Scrappy World" - Hang on to your scrappy seats... you are going on a visual seven-year journey of over 20 scrap quilts and what Allison has learned from each one. You've heard the saying "You get better with each quilt?" Well, it is true. The Scrap User's System developed by Bonnie K. Hunter, Allison's personal piecing hero, works beautifully to turn out

lovely, "I can't believe I made that!!" scrappy quilts. From the simplest units you too can make your scrap quilt dreams come true.

Join us at the Guild Meeting on November 9, 2017.

**Workshop - Scrap User's System – Friday, November 10, 2017
or Saturday, November 11, 2017**

[Click Here to sign up online!](#)

The Scrap User's System was created by Bonnie Hunter. Allison Bayer will be teaching us this method with Bonnie's permission. It used to be if I wanted to make a "scrap quilt" I'd have to dig through all my scraps, big chunks, odd shapes, pieces of this or that all stuffed in a basket or box for 'some day.' I'd have to iron them, sort them, and cut them even before I started sewing. I think I would lose interest before the quilt even got started! Are you the same way?



Inside This Issue

Meeting Location	1
November 2017 Guild Meeting Program...	1
Community Service Spotlight.....	2
Guild Retreat 2018.....	3
Guild Activities	4
Quilt Plano 2018	4
Education	5
Community Service	5
Membership.....	6
Letter from the President	6
November Birthdays	7
General Meeting Minutes.....	8
Year End Financial Reports	9
Fabric Basket Photo Tutorial.....	10
New Workshop Registration Form	13
Officers & Committee Chairs	14
Quilters Guild of Plano.....	14



Learn to improve your piecing skills for a variety of units. We will cover four patch, 9-Patch, ½ square triangles, quarter square triangles, flying geese, rails, Peaky & Spike (also known as the 54/40 or Fight block) and flip/sew corners for snowballs and half chevrons. Take the class because you have projects you want to finally finish. Take it because you finally want to use the scraps you have on hand. Learning how to “clean up” after a project is finished is something I wish I had known when I was a new quilter!! We'll be making a notebook of the samples we sew after lunch. The morning will be spent processing scraps for your very own "Scrap User's System."

January Speaker - Charlotte Angotti

January 12 Workshop - [Surprise Yourself!](#)

January 13 Workshop - [Let Me Surprise You!](#)



Community Service Spotlight

submitted by Kaye Dunn

After the November meeting I will be delivering your gifts to the PISD School-Age Parent Program for their Holiday Celebration Party. If you wish to participate bring unwrapped gifts to the Community Service Table.

I will also be collecting urgent needs for Samaritan Inn. These include razors, shaving cream, cough and cold for adults and, of course, they always need twin to full size quilts.

Update on Workshop Registration Fees

As you may know, the Quilt Plano show is our fundraising effort to afford the benefit of bringing nationally known speakers and instructors to our Guild members each year. Costs associated with travel, lodging, and facility rental fees continue to rise each year. The QGP Board has reviewed the costs associated with upcoming workshops and has determined that the current reduced workshop fee is not covering the expenses in holding workshops currently and going forward. Workshops are not only an education benefit to our members, but a necessary element to bringing in national speakers. To help offset the costs associated with workshops, we will be raising the workshop fee beginning January 2018.

Members \$45/workshop

Non-Members \$55/workshop

Plus, members who pay workshop fees 30 days before the workshop will receive a \$5 discount making the workshop only \$40/workshop. Anyone who has prepaid for 2018 workshops already will not be charged the difference in fee amount.

We have a couple of additional policy updates regarding workshops. Payment of workshop fees will be required to be received within 10 days of signing up for the workshop. So, if you sign up online, you must mail a check or pay in person within 10 days to avoid being dropped from the registration list. Upon receipt of payment, a workshop ticket will be issued for attendance. Workshop fee credit vouchers will be issued if an instructor cancels a workshop. Additional questions about any of these changes are welcome. Thank you for your kind consideration of these changes to make our Guild the best value and benefit possible for members.

RETREAT IS ALMOST FULL !!!!

submitted by Pam Walsh

We only have a few open spaces for our annual guild retreat.

This is a great opportunity to make new friends in the guild, tackle those UFO's or start a new project, and avoid cooking and cleaning for 3 ½ days!



WHEN: Thursday 2/22/18 through Sunday 2/25/2018

WHERE: Hilton Garden Inn in Denison, TX

HOW MUCH: Retreat cost including 8 meals is \$300 per person double occupancy, \$251 triple occupancy (two queen beds), and \$448 single occupancy.

If you have any questions, please e-mail Jeanne Smith and Pam Walsh at retreat@ggplano.org or call Pam at 817-846-5141. To sign up, please email your name and roommate (if known) to retreat@ggplano.org and mail your \$50 NONREFUNDABLE check to: Carol Long, 716 Country Meadow Drive, Murphy, TX 75094.

For those of you who are already signed up, please be watching your e-mail inbox for important updates from your retreat committee. Your timely response to requests for feedback will help us make your retreat as enjoyable as possible.

Heart of Texas One Stop Shop Hop
Wants You!
January 5 & 6, 2018
Fri 10 to 5 - Sat 10 to 4

Waco Convention Center
100 Washington Ave
Waco, Texas

\$6 Admission
www.HeartofTexasHOP.com

Happiness Is...QUILTING!
153 S. Central Expressway, McKinney, TX 75070
972-542-8839
Shop Hours: Mon-Sat 10-5

Please join us
On Friday and Saturday,
November 24 & 25, to
celebrate our 11th
Anniversary!

We will have a Grand
Opening for our Bernina
Sewing Machine
dealership. Register to win
a free machine!

Look for a
special visit
by Karianne
Wood of
Thistlewood
Farm!

"The Happiest Little Quilt Shop In Texas!"
www.HappinessIsQuilting.com
info@HappinessIsQuilting.com

COMMON THREADS AD RATES

Half Page:	Quarter Page:	Business Card:
5.2" wide x 7.6" tall	5.2" wide x 3.8" tall	3.5" wide x 2" tall
1 month = \$40	1 month = \$25	1 month = \$15
3 months = \$90	3 months = \$60	3 months = \$35

Please make ads in "jpg" files and email to media@ggplano.org.

Guild Activities

The Generosity of Quilters

submitted by Janet Plotkin

Have you ever gone off to a retreat and forgot everything but your sewing machine? Have you ever attended a class without noticing that the supply list continued on the back of the page? Have you ever been 100 miles from your stash and on Saturday night, after the LQS closes, realize the last project you have to work on needs a ½ yard of red? What happened?

I am not so naïve as to believe everyone in our community is sweet, generous, honest, giving, or even nice. But, I have noticed that we are sure lucky to be a part of a community where the majority of people are just those things and more. I have been in all the situations listed above, and I have been with someone in each of those same situations. Every time it was me someone walked over to my table and handed me the missing tool, supply, or fabric. And each time I had the chance I did the same. It sure felt good.

In these times we are sharing, we are lucky to take the lessons we learn from our fellow quilters into the world to remind us to be kind, to ourselves, to our families, and especially to others in whatever community we may find them.

November meeting: We will take our chances on winning a bundle of fat quarters in a fast paced game. Please bring one, two, or three fat quarters with the quilt shop band on them to play along.

December meeting: Who doesn't love a fabulous new pincushion? Make one and wrap it like a gift and you will bring a new one home. Make it classic, fun, fabulous, flirty, quirky, or cute, but make it your best work. We will conduct this exchange the same way we did the ornament exchange last year. This will allow us all to put more names and faces together and get to know our fellow Guild members a bit better.

January meeting: We will exchange 10" squares of ugly fabrics. Remember ugly is on the eye of the beholder, and may just mean a color that does not play well with others, or a pattern that won't work with anything else, or in some cases it may really just be ugly. We will have until the July meeting to turn those poor rejects into something striking. Have you looked at Pinterest, or Moda Bake Shop yet for ideas? Do you have a source for great ideas for transforming beasts into beauty? If so, please post it to the Guild facebook page so everyone can be inspired.

Quilt Plano 2018

submitted by Pam Crocker

Our next quilt show is 9 months away, but that can be a short time in "quilt months". As we all know, the labors of love that we produce aren't finished overnight. This month I am challenging each of you to be thinking about our entries for next year's show. It might be a UFO that has been "marinating", or it might be that interesting and fun new project that you have had in the back of your mind for a while.


Now is the time to be thinking about what you would like to share with others at Quilt Plano 2018. Put those thoughts into action. And then finish them.

Quilt show entries will open in February (only 3 months away), and entries will close on June 14th (only 7 months away). Last year, we hung the largest number of quilts since the Guild changed to an annual show. Don't miss out on all the fun of seeing your quilt on display at Quilt Plano 2018. Then be there to enjoy the fun.

Can't wait to see what you come up with!



Education



submitted by Martha Diehl

Are you interested in showing off your quilts as part of a trunk show? Do you have a handy tip that you'd be willing to share with everyone at the beginning of a meeting? Will you help in passing on your love of quilting to others?

One of the Education projects is a Junior Quilter's group. Mary Bishop is looking for students. If you know of a middle school student wanting to learn quilting, please contact Mary at 972-867-1099 or mbishopquilter@yahoo.com. The group will meet once a month on a weekend date to be determined, beginning in January.

The Guild's Education activities are part of its mission as a charitable organization. Anyone interested in learning more, or serving on the committee, please contact Martha Diehl at education@qgplano.org.

TAQG News

submitted by Sherry Worley, TAQG President

The TAQG Meeting is early this month for the Annual Speakers' Forum. The meeting is on November 14th at the Garden Ridge Church of Christ in Lewisville at 102 N. Garden Ridge Blvd.

We still have space for more presenters. If you are a Retreat Center or provide quilt related lectures or workshops, contact Sherry Worley at sherry-worley@att.net.

submitted by Frances Levy, TAQG Rep

Deb Tucker will be the speaker at TAGQ meeting in July, 2018. She has taught for decades, edited two international quilting magazines, and lectured about quilting nationally & internationally. Please take a few minutes and check her site at STUDIO 180 Design. Deb Tucker is the creator of "The Rapid Fire Hunter's Star Ruler." Strip piece it, make it oversized and trim it down to create a perfect Hunter's Star Block.

Community Service

submitted by Linda Neal

We have so much going on with community service it takes Kaye and I to handle it all.... (PLUS our entire small group!!) At the October meeting, we discussed the long list of charities we donate to and exactly what we donate to each charity. This is great for our community and helps us maintain our 501(c)3 status. PLEASE remember to record your hours on the website.

The community service table is overflowing with kits, quilts that need quilting or binding. Also, we are the only group making Christmas stockings for the VA Hospital in Dallas. Christmas is coming up, so remember to get those stockings sewn and returned quickly. Also, if you would like to donate items to help fill the stockings- that would be great too!

I am coordinating with Monica Hendewerk and Barbara Collins on the next "Quilt For Others" day. We will spend the entire day quilting together as a group. Last month 70 quilts were quilted in 1 day! Wow! Watch for more information on this fun day. It's a great time to meet other guild members and have fun. Even if you don't machine quilt- we will have lots of other tasks: ironing, basting, trimming etc.

Last of all is our Community Service Quilting Challenge. Every time you quilt a community service project your name will be entered into our contest. The more you quilt, the more times you can enter!

The contest is from now until the September meeting (end of our fiscal year). We will have lots of sandwiched quilt tops available at every meeting. So start quilting!



submitted by Diana Florence and Jeanne Vogel

Oh What a Night! 98 of us had a wonderful time with Deborah Boschert educating us on all the different types of Art Quilts. Our new Members are Kim Thompson, Harriett Wetherell, Mike Jones, and Judy Quintus. We had 12 visitors – Linda Burton, Leanne Wise, Karen Hansen, Gerry D’Entemont, Marlene Dreyer, Wendy Stewart, Mana Bailey, Rhonda Sanchez, Peggy Cord, Linda Lovvorn, Eileen Aldern, and Marti Luciano. Welcome to all.



It is not too late to get the “special deal” of \$25 for the year. Many of you have not renewed. Please plan to do so at the November meeting or by mail.

To facilitate traffic flow in the hallway, we have a separate table for member sign in, door prize tickets and for those of you who have renewed, pick up your new membership card.



Door prizes from Minding your P’s and Q’s, The Old Craft Store and Quilt Country were given to 10 lucky attendees.

Looking forward to seeing everyone in November

Letter from the President

I woke up this morning with the beginning of fall in the air. My family and I love this time of year and I especially enjoy using those cozy quilts that I have enjoyed making. I also enjoy giving my quilts as gifts. It’s fun seeing how appreciative non-quilters are when they are given a quilt. They have no idea how much time it takes to produce it, but they definitely appreciate the end product.

Our Guild continues to meet in the upstairs room at Hunters Glen Baptist Church through the end of this year. Stay tuned to our newsletter for information when we will move back downstairs to the newly renovated Fellowship Hall.

A special thank you to Kaye Dunn and Linda Neal for sharing their goals for the Community Service Committee for 2018. We will be spotlighting other leadership areas throughout the year so our general membership can see what all our Guild members do for our Guild as well as our community.

Also, a special “Good Job” to our volunteers for entering their volunteer hours into our system. Looks like we are close to 90% of meeting our yearly goal of 12,000 volunteer hours. Yahoo!!

Please keep your eyes open for all the opportunities our Guild provides. We have some great speakers and workshops planned for 2018 and we highly encourage your participation in those workshops. Remember our goal is to educate and share the love of quilting to others. Come to those workshops and learn new techniques as well as getting to know your fellow members better. Hope to see you there.


Happy Quilting,

Rose Davis



November Birthdays

Rayette Finefrock	11/02
Elizabeth Herman	11/03
Terry Reisinger	11/03
Cynthia Caldwell	11/04
Lynne Haley	11/04
Wanda Nabors	11/08
Dolores Silguero	11/08
Victoria Dean	11/10
Jeanne Smith	11/13
Loren Wilhelm	11/13
Diana Fisher	11/15
Judy Horton	11/16
Kim Jenkins	11/16
Lisa Terry	11/17
Lizabeth Edwards	11/18
Sue Dexheimer	11/19
Pamela Crocker	11/20
Carol Surrells	11/22
Virginia Braley	11/24
Charlotte French	11/26
Madeline Beachboard	11/27
Rose Davis	11/27
Julie Rushin	11/28



October Meeting Photos



General Meeting Minutes

October 12, 2017

Hunters Glen Baptist Church

Meeting called to Order at 6:45pm by Rose Davis
Minutes and Treasurer's Report from last month approved as published.

Minutes recorded by LaDawn Dalley, Secretary

President's Business:

- Announced that we are adding Parliamentarian as a non-voting board position. Asked if anyone wanted to volunteer.
- Reported on Standing Rules changes. Pam Wingate made a motion to accept the changes. Denise Green seconded, and a vote from the general members unanimously approved.

Committee Reports

Membership by Diana Florence:

- Announced that we would be meeting in this same room at the church until January
- Number of members present: 98
- There were 12 visitors present: Linda Burton, Leanne Wise, Karen Hansen, Gerry D'Entremont, Marlene Dreyer, Wendy Stewart, Mana Bailey, Rhonda Sanchez, Peggy Cord, Linda Lovvorn, Eileen Aldeen, Marti Luciano
- Door prizes donated by Mind Your P's and Q's, Quilt Country, and Old Craft Store.

Nine Patches:

- Emily Armstrong is moving. We are collecting 9-patches to send to her. Please bring them to the next meeting

Guild Activities by Janet Plotkin:

- In our December meeting, we will be having a pincushion swap. It does not have to be Christmas themed.
- January will bring an ugly fabric challenge with 10" squares

Workshops by Angel Hawks:

- It is now possible to sign up for workshops on line through Sign-Up Genius. Payment will still be made at the guild meetings or at the door.
- January we have Charlotte Angotti coming

Quilt Retreat by Jeanne Smith:

- Hilton Garden Inn February 22-25. Still have 8 spots left!

Education by Martha Diehl:

- We still have space for 3 more Junior quilters, so if anyone has children or grandchildren that would like to learn to quilt, let Martha know.

Stocking Project by Martha O'Grady:

- Martha will be in charge this year
- We can always use more Christmas fabric and ribbon donations!
- Please bring the zip-lock baggies back with your completed stockings.

Quilt Show by Pam Crocker:

- Pam Walsh has volunteered to be her co-chair
- Still need to fill some Show Committee positions

Community Service by Linda Neal and Kaye Dunn:

- Highlighted all our organizations and items donated to each one
- Encouraged people to log their volunteer hours on line
- Challenged everyone to quilt a quilt and be entered into a prize drawing at the end of the year.

The meeting was adjourned at 7:33 with a ten minute break before the guest speaker was introduced.

The guest speaker, Debra Boschert, was introduced by Angel Hawks.

The next meeting will be November 9, 2017 at 6:45 pm.

LaDawn Dalley, Secretary

Fabric Basket Photo Tutorial

submitted by Janet Plotkin

Materials needed:

Fabric:

Natural Linen: 1/4 yard for Basket Exterior and Handles

Pink Polka Dots Print: 1/8 yard for Basket Exterior

Pink Geometric Print: 1/8 yard for Basket Exterior

Flower Print: 1/8 yard for Basket Exterior

Green Rabbit Print: 1/2 yard for Lining

Other Materials: Fleece Batting: 1/2 yard

First of all, cut out 2" squares from 3 different kinds of fabrics: 8 squares from each. (1/4" seam allowance is included, so your finished square will be a 1 1/2" square)



Sew together two squares, making sure those two are different fabrics. I made equal amounts for each set like in the picture: 4 for each set.

Press seams in one direction in the way that it isn't on top of each other.



Now, sew together pieces to create 2 6x2 patchwork layer.

When 2 layers are completed, press seam open like this.



It should look like this when you flip them over. When the same fabrics are not next to each other like this, it might look a little interesting.

Sew the patchwork layers to a 6"x9 1/2" piece of linen fabric.



Place a fleece batting underneath it. Fleece batting is stable and great for this purpose. Make it a little bigger than the top layer.

Pin the layers and sew along the line that separates the patchwork part and the linen part. Repeat this for the other side too.



Machine baste both edges.

Cut off the excess batting.



Fold it in half right sides together and sew the two edges like this.

Box corners ([this link](#) is helpful). Sew the line: along the seam from the pointy end to the needle it is 1 3/4". Repeat this for the other corner too.



Trim excess.

Let us move on to making handles. Cut out 2 - 2"x10 1/2" pieces of fabrics.



Sew them right sides together and press seam open.

Fold each side to the middle just like when you make a bias tape.



Fold in half and sew the edges like this.

Cut in half. Now you have two handles.



Sew the handles to the main basket.

Now let's make a basket lining. Fold in half a 12"x9 1/4" piece of fabric right sides together and sew the two edges, leaving a lining opening (about 2").



Do the same as you did for the main basket.

Sew outer basket and lining together.



Turn the basket right side out through lining opening and pin like this.

Sew the top part of the basket. Hand-stitch opening closed.



Now your fabric basket is complete! Yeah!!

October Meeting Photos



New Workshop Registration Form

Workshops Fees: \$35/workshop

Starting Jan 2018: Members \$45/workshop

Non-Members \$55/workshop

See the guild website at www.qgplano.org and go to the **Programs page (on the Activities tab) for more information.** Fees are refundable only in the event the speaker cancels her appearance. Questions may be directed to the Programs team via email to programs@qgplano.org.

Hours: 9:00 am – 3:00 pm Set Up – 8:30 am

Location: The Best Little Retreat Center in Texas, 7989 Beltline Road #168, Dallas, TX 75248. (See map on page 11)

If an alternate location is being used for a particular workshop, it will be specified on the Programs page of the Guild website.

Supply lists may be printed from the website. Your cell phone number and email are particularly important so we can reach you in the event of any last minute changes.

Bring Completed Form to a Meeting, or mail to:

Angel Hawks
8109 Lynores Way
Plano, TX 75025

Upcoming Workshops

Location 7989 Beltline Road #168, Dallas, TX 75248

November 2017 - Allison Bayer

Fri. Nov. 10 - Scrap User's System, or

Sat. Nov. 11 - Scrap User's System

January 2018 - Charlotte Angotti

Fri. Jan. 12 - Surprise Yourself!

Sat. Jan. 13 - Let Me Surprise You!

February 2018 - Judy Steward

Sat. Feb. 10 - Machine Quilting on Your Domestic Sewing Machine

Check the website (www.qgplano.org) for more information

Workshop Registration Form

Name: _____ Email: _____

Address: _____ Phone: _____

City, Zip: _____ TOTAL AMOUNT ENCLOSED: _____

Instructor	Class	Day	Date

Officers & Committee Chairs

OFFICERS

PRESIDENT	ROSE DAVIS
VP FINANCE	CAROL LONG
VP MEMBERSHIP	DIANA FLORENCE & JEANNE VOGEL
VP PROGRAMS	ANGEL HAWKS
VP COMMUNITY SERVICE	KAYE DUNN & LINDA NEAL
VP EDUCATION	MARTHA DIEHL
VP GUILD ACTIVITIES	JANET PLOTKIN
VP MEDIA	OPEN
SECRETARY	LADAWN DALLEY
QUILT SHOW 2017	PAM CROCKER

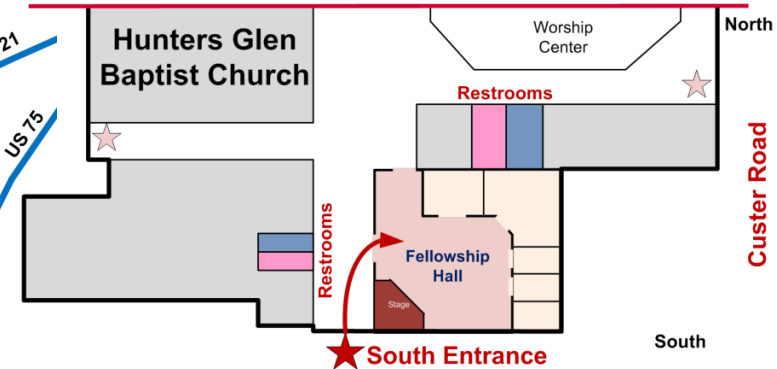
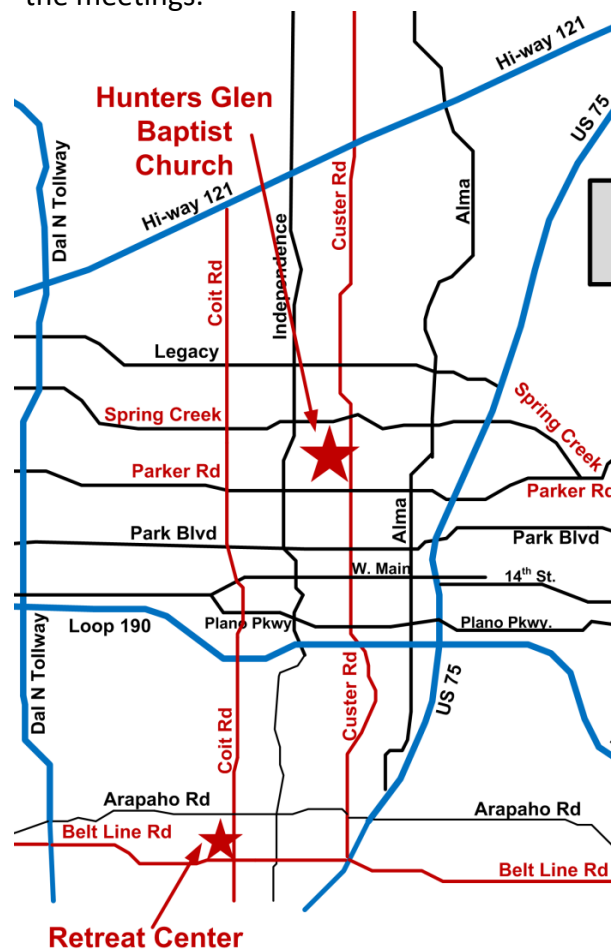
COMMITTEE CHAIRS

BEE KEEPER	OPEN
CHRISTMAS STOCKINGS	MARTHA O'GRADY
CO-SHOW CHAIR 2018	PAM WALSH
DOOR PRIZES	OPEN
E-MAIL COORDINATOR	OPEN
EDUCATION, CHILDREN	MARY BISHOP
EDUCATION, ORGANIZATIONS	OPEN
EDUCATION, SENIORS	AURORA CHANCY
FACEBOOK	DOROTHY GUILLEN
GRAPHIC DESIGNS	ROSE-CLAIR FLETCHER
GUILD PRODUCTS AND PINS	DONNA PETRICK
GUILD RETREAT	PAM WALSH & JEANNE SMITH
HISTORIAN	JOHN WORLEY
HOSPITALITY	DONNA STRONGIN & JANET CARVER
NEWSLETTER EDITOR	JOHN WORLEY
NINE PATCH	DEBBIE SEHER
SERVICE QUILTS	DONNA PETRICK & WEDNESDAY GIRLS
TAQG	FRAN LEVY
TREASURER	CHANDA SMITH
WEB MASTER	LYNNE FRITSCH
WORKSHOP SUPPORT	CAROLYN GAGINON MARY JO FERRIL LORI HUTYRA & MARTHA DIEHL

Quilters Guild of Plano

The Quilters Guild of Plano exists to bring together people who share a love of quilts and quilting, preserve the heritage of quilting, promote the knowledge and understanding of all aspects of quilting, and provide opportunities for continuing education among those interested in the art of quilting. Together we learn from national and local quilt teachers and speakers, and share our work with each other and the community. All levels of quilters are encouraged to join us, including beginners. We are a 501 (c) 3 organization.

The Quilters Guild of Plano normally meets at **Hunters Glen Baptist Church, 4001 Custer Road**. The church is on the west side of Custer Road between Parker Road and Spring Creek Parkway. We park on the South end and enter through the South Entrance. The meetings are held in the Fellowship Hall, on the right as you enter. The Guild meets the second Thursday of Each month. Meetings start at 6:45 pm with a social time from 6:15pm to 6:45pm. Guests are always welcome at the meetings.



Parking



Board Minutes

Members can find the Minutes for the Board Meeting on the Web Site under **Members>>Documents - <Pull-down> - Board Meeting Minutes**

Financials

The Monthly Financial Report can be found on the website under **Members/Documents - <Pull-down> - Financials**