

## Inside This Issue

September Meeting Location .....	1
The President Says .....	1
Programs .....	2
Nominations for 2018 Board of Directors .....	3
Community Service .....	4
Quilting for Others September 18 <sup>th</sup> .....	4
Quilt Plano 2017 .....	5
Membership .....	6
September Birthdays .....	6
Guild Activities .....	7
New Workshop Registration Form .....	10
General Meeting Minutes .....	11
Officers & Committee Chairs .....	12
Quilters Guild of Plano .....	12

# Quilters Guild



# of Plano, Inc.

September 2017

Volume 35, Issue 9

## September Meeting Location

We will be back at Hunters Glen Baptist Church this month. The fellowship hall at Hunters Glen is not finished. There have been issues with the City of Plano, thus putting construction behind.

Therefore, **we will be meeting at a different location within the church.** The fellowship hall is on the south side of the building. **Our new temporary meeting space is on the NORTH side.**

The street called Pleasant Valley Dr. runs alongside the north side of the church. There is parking around the building and a large parking lot across the street on the North side. Everyone will enter the double doors and immediately to the right is a set of stairs and an elevator. You will take those to the second floor and go down the hall to **rooms 266 and 267.** They are at the end of the hall.

## The President Says ...

A big thank you to everyone who helped make Quilt Plano 2017 a success! We had so many compliments on the show, from vendors to attendees, and participants and judges. We should all be very proud of our reputation for stunning quilts, interesting demos, wonderful mini quilts to bid on, a gorgeous raffle quilt and such a professional handling of the show.

I also want to extend a big thank you to each and every one of you for making my time as President of the guild a wonderful and rewarding experience! Even though I'm rolling off the board, and this will be my last newsletter article as President, I plan to stay very involved with the guild and show committee. I am so grateful to be part of such a wonderful organization and treasure the friendships I've made. Thank you for all the support and great memories! Quilters Guild of Plano and its members will always have a special place in my heart.



Pam Wingate, Guild President

### Our Next Meeting:

**Becky Goldsmith**

Thursday, Sept. 14<sup>th</sup> 6:45 pm

Hunters Glen Baptist Church,

4001 Custer Road

Plano, Texas

**North Side to Park.**

**Enter and Go Upstairs!**

### Meeting Photo



Find us on 

VISIT OUR WEBSITE AT: [www.qgplano.org](http://www.qgplano.org)



## Programs

There are changes for our September Program. Martha Lindbergh had to cancel due to illness in the family and we hope to reschedule her in the future.

### **Thursday, September 14 – Lecture by Becky Goldsmith A Practical Approach to Color**


Becky is an award-winning quilter who travels to teach quilting both nationally and internationally. Her classes are always interesting and informative, with an emphasis on teaching techniques that will help you improve your sewing skills - while keeping it fun.

Becky Goldsmith is best known as being half of the Piece O' Cake Designs team. She met Linda Jenkins, her business partner in Piece O' Cake Designs, at a meeting of the Green Country Quilters' Guild in Tulsa, OK, in 1986. They started Piece O' Cake in 1994 and, since then, have published more than 30 books and hundreds of patterns, including 7 Blocks of the Month. They continue to work together on books and patterns. Becky is the sole author of The Quilter's Practical Guide to Color.

### **Saturday, September 16 - Workshop by Brenda Perry Those Amazing Stripes**

Brenda Perry is a professional quilt maker, lecturer and teacher, and a self-proclaimed "Quiltaholic." She lives in Sanger, Texas, with her husband of 47 years, Don; they have a married daughter and two grown grandsons. They are her biggest fans.

Brenda filled in for a short notice lecture early in the year. Now she is back for her popular workshop – Those Amazing Stripes. The workshop will be on Saturday September 16 at the Best Little Retreat Center in Texas. Please note that this project needs at least 4 yards of a border strip fabric.





# Nominations for 2018 Board of Directors

submitted by Donna Petrick

Your nominees for the 2018 Board of Directors are:

President	Rose Davis
Secretary	LaDawn Dalley
VP Community Service	Kaye Dunn and Linda Neal
VP Education	Martha Diehl
VP Finance	Carol Long
VP Guild Activities	Janet Plotkin
VP Media	Tina Connolly
VP Membership	Diana Florence and Jeanne Vogel
VP Programs	Angel Hawks
VP Show Chair 2018	Pam Crocker

The committee chair positions are:

TAQG	Fran Levy
Community Service	
Service Quilts	Donna Petrick & Wednesday Girls
Christmas Stockings	Aurora Chancy
Education	
Youth Group	Mary Bishop
High School/College Organizations	LaDawn Dalley
Seniors	<b>Open position</b> Aurora Chancy
Finance	
Treasurer	Chanda Smith
Guild Products & Pins Inventory	Donna Petrick Carol Surrells
Guild Activities	
Annual Retreat	Pam Walsh & Jeanne Smith
Show & Tell	<b>Open position</b>
Media	
Constant Contact	Tina Connolly
Facebook	Tina Connolly
Historian	John Worley
Newsletter	John Worley
Webmaster	Lynne Fritsche

Membership  
9 Patch  
Bee Keeper  
Door Prizes  
Hospitality  
Programs  
Workshops

Debbie Seher  
**Open position**  
Joanne Hancock  
Donna Strongin & Janet Carver

Transportation, Hotels  
Co-Show Chair 2018

Caroline Gaginon, Mary Jo Ferril,  
Lori Hutyra, Martha Diehl  
Same as above  
**Open position**

Voting will be at September meeting. If you are interested in any of the open positions, please contact me to be added to the published list.

## Quilt Show Photo



### COMMON THREADS AD RATES

<u>Half Page:</u>	<u>Quarter Page:</u>	<u>Business Card:</u>
5.2" wide x 7.6" tall	5.2" wide x 3.8" tall	3.5" wide x 2" tall
1 month = \$40	1 month = \$25	1 month = \$15
3 months = \$90	3 months = \$60	3 months = \$35

Please make ads in "jpg" files and email to  
[media@qgplano.org](mailto:media@qgplano.org).

## Community Service

submitted by LaDawn Dalley

I hope everyone enjoyed the quilt show as much as I did! The quilts were amazing! And the shopping was great as usual! I finally gave in after years of drooling over the turned wood handled seam rippers, pens and such and bought some as Christmas gifts and one for myself.

I spent most of my time in the children's room, chatting with anyone who wanted to come in. The children's room isn't really just for kids, and we usually have an adult or two in there with us wanting to know how to make the crayon quilts or why redwork isn't always red.

Now that the show is behind us for this year, the next big activity we have as a guild is the Sewing for Others day on Monday, September 18. We will be meeting at the Dallas Games Marathon building again this year to quilt all the beautiful tops that you all have worked on throughout the year. Plan on bringing your machine and basic supplies and making a day of it! You won't regret it!

Also, Christmas Stocking donation time is right around the corner, so if you have taken any kits, please get those done and turned in as soon as possible. And I'm sure there will be more kits available at the September meeting.

Kaye Dunn and Linda Neal are taking over the Community Service VP position this month. And while I am sad to leave, I know they will do a fantastic job. It has been a pleasure serving with you and in our community!

### *Quilt Show Photo*



## Quilting for Others – September 18<sup>th</sup>

submitted by Monica Hendewerk

Please consider pitching in for our second “Quilting for Others” day to help convert the guilds many community service quilt tops into “finished quilts”. This is the fun part!! How often do you get to have someone else cut the batting and backing and baste the quilt sandwich for you?

We are looking for beginners as well as experienced quilters. You can either free motion quilt or use your walking foot. If you're a beginner and want to learn how to free motion quilt, we'll help you! We are looking for 30 people to sew. We will be quilting only on the 18<sup>th</sup>. Binding will be done at another time.

We also need 4 people to baste the remaining quilts (all of the backs and batting will already be cut – MUCH easier than last year!) and 4 people to iron and trim the basted quilts.

What to bring:

- A sturdy sewing machine (last year people had difficulty with very small machines, bouncing on the tables, and tipping while trying to free motion quilt).
- Thread and bobbins (preferably pre-wound). White for sure, plus red, green, blue, yellow or other colors.
- Usual sewing supplies – scissors, seam ripper, extra needles, etc.
- We need a few volunteers to bring ironing boards.

A HUGE shout out to Jane Schwarz, LaDawn Dalley, Judy Johnson, Barbara Collins, Dena Smith, and Gwen Schroth for spending an entire afternoon basting quilt sandwiches in preparation for our “Quilting for Others” day. We have over 40 sandwiches basted, which will let the “sewing” group get started right away that day.

**When:** Monday, September 18<sup>th</sup>, 9:00 a.m. – 5:00 p.m.

**Where:** Dallas Games Marathon, 930 W. Parker Rd (SE Corner Alma & Parker, behind donut shop)

Response not required but greatly appreciated:  
[mhendewerk@gmail.com](mailto:mhendewerk@gmail.com) or (713) 569-8798. Let us know if you'll be sewing or helping, and if you can bring your ironing board.

## Quilt Plano 2017

Quilt Plano 2017 is now in the history books and I wanted to thank all the many volunteers that helped make the show successful! We had a record number of attendees, a wonderful assortment of judged quilts and there seemed to be a positive buzz in the Event Center as we all worked hard to bring it all together. Our mini-quilt silent auction was very successful – both with the quality of mini-quilts donated and the funds that were raised.

I also wanted to thank those that helped in areas following up to the show. I can't even begin to thank all of you that worked tirelessly behind the scenes, but I wanted to call out a few: Lynne Fritsche for her development of a very strong registration process; Carol Long for all her work with our Sponsors and Vendors; Donna Petrick for her efforts of selling print ads, selling raffle tickets and so much more; Pam Walsh and Sharon Schenke for the time they spent making sure our Judges could do their job; Marty Crouch maintaining our database; Megan Dobbins making all the signage that you see throughout the Center and Chanda Smith for taking on the huge job of keeping all our financials in order. This is just a small sampling of our volunteers that help support our Guild – everyone that works before and during the show are amazing – the show could never work without all your hard work!!!

Now we start the process of getting ready for Quilt Plano 2018 under Pam Crocker's leadership. Our Quilt Plano 2017 wrap-up meeting is scheduled for Sunday, September 17<sup>th</sup>, where our Show Committee talks about the things that worked well and those that need improvement. A process that will help make our 2018 show even better.

Happy Quilting,  
**Rose Davis**  
Quilt Plano 2017 Show Chair



## Classified Advertisement

### The Cadillac of all Embroidery Machines is for Sale

The Amaya XT, manufactured by Melco, has 16 needles and Runs Beautifully! Low hours! This amazing machine has new software that offers digitizing. The software and machine are easy to operate. Everything needed to start a business or a great hobby comes in this package deal.

- Melco's Design Shop V10 Pro - has a hundred plus fonts and digitizing - less than a year old, cost \$3200.00
- Round hat drive, frame and hoops. (Only Melco has this round hat drive)
- Three different types of hoop systems, \$3000.00 of hoops, including, Master Hoops, Slimline and Large field hoops.
- Dakota Collectables - \$2300.00 includes over 6000 embroidery designs
- Thread, thread and more thread! Backing, Solvey, (topper), extra needles and basic tools, Manuals and few items to practice embroidery work are included as well.

Asking \$8200.00 (Please contact me for pictures and more information!)

**Stacey Jarrett**  
972-743-3651

[twobirdsintexas@gmail.com](mailto:twobirdsintexas@gmail.com)

## Happiness Is...QUILTING!

153 S. Central Expressway, McKinney, TX 75070

972-542-8839

Shop Hours: Mon-Sat 10-5

HAVE YOU  
HEARD?

We are now both  
a PFAFF and  
Bernina dealer!

"The Happiest Little Quilt Shop In Texas!"

[www.HappinessIsQuilting.com](http://www.HappinessIsQuilting.com)

[info@HappinessIsQuilting.com](mailto:info@HappinessIsQuilting.com)



Please visit us  
at our new  
location!  
Plenty of  
parking, and  
right off the  
expressway.



## Membership

submitted by Diana Florence and Jeanne Vogel

August brought out 81 members and 18 family members to preview Quilt Plano 2017. The following days brought us 47 renewals and 10 new members! The Membership table was busy with many former members hearing that we had changed locations and inviting them to come back to visit our guild. Thanks to **Martha Jones, Mary Shannon, Monica Hendewerk, Denise Green, Mistey Jones, and Martha O'Grady** for helping register the new members.

Joining was **Melissa Henson** and **Debra Ballew** from Plano; **Joe Levy** from Dallas; **Dorothy Guillen, Kim Jenkins** and **Wanda Nabors** from Murphy; **Paula Moss** from Wylie; **Ernestine Chipman** from Irving; and **TJ Robinson** from McLoud, OK.



Membership renewal time is approaching! Beat the rush ... print out the [Membership Application Form](#) and **bring \$25 via check or cash** to the September meeting.

A non-member donated multiple 12 month Block-of-Month kits for us to give as door prizes. Starting at the September 14<sup>th</sup> meeting you have your choice of where to place your door prize ticket. You can place your ticket in the drawing for one of these treasures or into the general drawing. For the special drawing we have:

**Homestead Hearth: Civil War Journals**  
**A 12 Block-of-Month program**  
**Paid \$28.95 per month**  
**\$350 value**

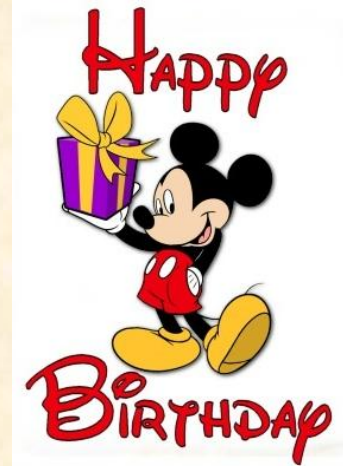
Or choose:

**Home is Where the Heart Is**  
**by The Stitch Connection**  
**By Lynda Howell of Canton, MI**

***Drawing in December, so you have 4 chances to win. Come to Sept-Oct-Nov-Dec meetings to increase your chances!!***

## September Birthdays

Elaine Bowe	09/01
Martha O'Grady	09/02
Deni Schwendiman	09/05
Fran Levy	09/07
Joan Wilson	09/07
M.J. Fielek	09/10
Janet Carver	09/11
LaDawn Dalley	09/11
Francoise Humeau	09/16
Valerie Salter	09/17
Carolyn Miller	09/18
Jill Anderson	09/21
Dena Smith	09/23
Betty Moreland	09/24
Susan Gipp	09/26
Sally Hamilton	09/26
Katie Clemens	09/27
Carole Glover	09/29
Gwen Schroth	09/29
Phyllis Sumpter	09/30



## Guild Activities

submitted by Janet Plotkin

The lazy, hazy days of late summer...

The show is over, the deadlines are met, or not. The promise of easy sewing abounds.

My small group, and friends, go on retreat a couple of weeks after Quilt Plano, and it is such a relaxed retreat. No one is frantically sewing to meet any other than self-imposed deadlines. We discuss what we liked, and sometimes didn't like about the show. Who won best of show, and how we stack up to the competition in our categories. With the pressure off, it is a languid conversation.

The days stretch before us, with the promise of time in abundance. How misguided we are...

As of today, I have no idea what I will enter in Quilt Plano 2018, and I am starting to feel behind. I need to enter a big quilt and this year it can be in the one-person category. I will enter other smaller quilts, and then there are the many Art Quilters of Plano projects. I have a personal goal to have 3 or more quilts in judged categories every year. I didn't make it this year, but hung three if I include Special Exhibits.

I love Special Exhibits and hope you spent time looking at them. One of my favorite areas is the projects made in workshops. Taking a workshop is a pleasure and a privilege. We are fortunate to have our amazing Programs people bring in National and local speakers to entertain, enlighten, and educate us, all year long. In case you didn't know, QGP workshops are only \$35.00. This is the same price for members and non-members. I would love to see you add a workshop to your calendar and invite a friend. The workshop information is available on the web-site and sign up is easy in person next week, or by mail all the time. I actually sign up for numerous classes at a time, adding them to my calendar in ink!

Time I spend on classes and on retreat is the personal time I need for my mental health. It is time away from the many pressures of daily life, a time to focus on being creative, and

challenged. I have never taken a class that I did not learn at least one thing that was "worth the price of admission." An added bonus is I get to spend quality time with guild members, getting to know them better, knowing more than just the name and the face. We are a community and all the things we do together make us better.

We will be doing something ridiculously fun as a community in November. We will be playing a game at the meeting before we enjoy Allison Bayer's great lecture. For now, all I can say is pick out three fabulous fat quarters, with the Quilt Shop band still on them, and get ready to play the odds. (And NO, it is not LRC).

In December, the Guild will host the Trash to Treasure (T2T) sale, and the QGPBoutique. T2T is your chance to sell off gently used, and unwanted items. You will man your own table so start packaging, and marking prices now so everything is ready for December. The QGPBoutique will be new items from your hobby, or business, for sale. More details will follow in the coming months. Please let your non-guild friends and family know this is a great place to get gifts for the quilters in their lives.

Thank you for choosing me as your VP of Guild Activities. JP

### *Quilt Show Photo*





## Teaching Myself a Lesson

by John Worley

If you've been to one of my Quilt Photography lectures or demos, then you recall that I start out talking about when you can't trust your eyes – your brain automatically corrects color shifts due to lighting issues. Well, I guess this is where I start by saying "Don't do as I do; Do as I say." (There's a line about teaching an old dog new trick. Well, I'm both the old dog as well as the teacher here. And do I feel dumb!)

I want to start out by commenting how beautiful that Plano Event Center is. And that the lighting is so much brighter that it was before! I took photos of all of the quilts and plan (or, at least, hope) to put together a CD to sell to benefit the Guild.

In previous years, I always had to use my camera's flash to take the photos – the light was dim and my old camera's sensor was not sensitive enough to get by without flash. Well, my old camera died and I have a neat, new camera and the lights are much brighter in Plano Event Center anyway.

Another thing you may recall is that using a flash does give great color renditions of the quilts, but the flat, front light from the flash makes the quilting disappear. To see quilting, you need light coming in from the side or top: the closer side of the "pooch" between the quilting lines will be brighter and the far side will be shadowed, making the quilting visible.



*Flash Photo*



*Skylight Above Left*

I decided the ceiling lights would show the quilting quite well. I assumed the new lights were chosen to be color accurate

(and the spotlights are). So I turned my flash off and took hundreds of quilt photos. And, by in large, I am quite pleased with the quilt photos. BUT, here are some lessons I learned.

- While the quilts look really good against black drapes, the dark shadows caused by some of the drapes were a problem.
- In a shadow area, the nice new light was blocked and the remaining light in that shadow area came from the older, quad light fixtures. The bulbs in those older fixtures appear to be a bit of "whatever was available at the time", but definitely not "true white".



*The bottom-left  $\frac{2}{3}$ <sup>rd</sup> is in shadow. Also notice the color shift.*

So I had to fix my mess using my Photo Editor where needed. In short, I would carefully select the shaded part of the quilt and brighten the shadow area to match the brightness of the rest.






Brightness Match Only

Add Color Match

That worked well, but the colors in the (previously) shaded area were way off. Trying to color correct those areas, when the color cast could be from incandescent bulbs (yellowish), compact fluorescent (greenish), LED (bluish), and combinations of these, was a real nightmare.



This example was done quickly for this article. I didn't match the shadow edge or the color balance exactly. And one obvious difference is the visibility of the quilting at the top is quite noticeable as compared to muddied view in the shadow area.

I have no idea what to do next year. If I used flash on the above quilt, I suspect I would end up with a blue-gray square.

I like the photos in general. The quilting shows up much better than in previous years. So, when you see your quilt photo, try to, . . . , Well, I don't know what to ask you to do.

## TAQG News

submitted By Sherry Worley

Calling all quilt related speakers, teachers, and retreat centers...now is the time to sign up for the TAQG Speakers Forum! The Forum will be held on November 14th, 2017, from 12:30 until about 3:00pm. You will be provided with a table to display samples and booking information. You will also get about 3 minutes to introduce yourself to the audience, show your samples and tell them a bit about your area of expertise. The audience will be made up of TAQG Representatives, Programs Chairmen from TAQG Guilds and other interested attendees. This is an opportunity to introduce yourself to a number of guilds at one time, make some new contacts and perhaps book engagements on the spot. For more information go to [www.taqq.org](http://www.taqq.org) and click on the Speakers Forum 2017 tab. We are posting a list of those who have already made a reservation and will add names and contact information to that list in the near future.

The September TAQG meeting will be held on the 26<sup>th</sup> at 10:00am. This meeting will be held at Garden Ridge Church of Christ, 102 N. Garden Ridge Blvd, Lewisville TX 75067. The topic is Expanded Social Media. There will be a short TAQG Board meeting so that everyone can attend the presentation and participate in the group discussion. If you would like to attend, please contact Sherry Worley for more information.

### Quilt Show Photo



## New Workshop Registration Form

**Workshops Fees:** \$35/day

See the guild website at [www.qgplano.org](http://www.qgplano.org) and go to the **Programs page (on the Activities tab) for more information.** Fees are refundable only in the event the speaker cancels her appearance. Questions may be directed to the Programs team via email to [programs@qgplano.org](mailto:programs@qgplano.org).

**Hours:** 9:00 am – 3:00 pm Set Up – 8:30 am

**Location:** The Best Little Retreat Center in Texas, 7989 Beltline Road #168, Dallas, TX 75248. (See map on page 11)

If an alternate location is being used for a particular workshop, it will be specified on the Programs page of the Guild website.

Supply lists may be printed from the website. Your cell phone number and email are particularly important so we can reach you in the event of any last minute changes.

Bring Completed Form to a Meeting, or mail to:

**Dena Smith**  
**1402 Marlboro Ln**  
**Richardson, TX 75082**

## Upcoming Workshops

**Location** 7989 Beltline Road #168, Dallas, TX 75248

**Brenda Perry**

Sat. Sept. 16 - Those Amazing Stripes

**Deborah Boschert**

Fri. Oct. 13 - Captivating Composition

Sat. Oct. 14 - Techniques with Paint and Ink

**Allison Bayer**

Sat. Nov. 11 - Scrap User's System

Check the website ([www.qgplano.org](http://www.qgplano.org)) for more information

## Workshop Registration Form

Name: \_\_\_\_\_ Email \_\_\_\_\_ Phone \_\_\_\_\_  
 Address: \_\_\_\_\_  
 City, Zip \_\_\_\_\_

**TOTAL AMOUNT ENCLOSED** \_\_\_\_\_

Instructor	Class	Day	Date



## General Meeting Minutes

August 10, 2017

Plano Event Center

Preview night for the Quilt Plano Show 2017 began at 6:45 PM as President, Pan Wingate called the meeting to order.

**Minutes** were approved as distributed. **Treasurer**, Chanda Smith's report was approved as written.

**Membership** drive starts now. Early payment (now through January) saves \$5.00. The yearly dues now is \$25.00 with additional family members at \$10 each. After January 1st, dues will be \$30.00.

Donna Petrick, Chair of the **Nominating Committee**, read the proposed slate of officers for 2017-2018: President - Rose Davis, Secretary - LaDawn Dalley, Co-VPs Community Service - Kaye Dunn & Linda Neal, VP Education - Martha Diehl, VP Finance - Carol Long, VP Guild Activities - Janet Plotkin, VP Media - Tina Connolly, Co-VPs Membership - Dianna Florence & Jeanne Vogel, VP Programs - Angel Hawks, VP Show Chair 2018 - Pam Crocker.

Donna asked her **President's quilt committee members**, Dolores Williams, Rose Davis, Diana Florence and Jeanne Vogel to come to the front. They presented a quilt of the logo for Pam Wingate's new retreat center to Pam as a gift for serving as President of QGP for 2 years.

Peggy Burrell, **VP of Programs**, reported on a change in the workshops and program for September. The workshops will be by Brenda Perry on "Amazing Stripes". You will need 4 yards of fabric for this workshop (see web page for more information).

Pam called on **Show Chair**, Rose Davis, to present the 2018 Raffle Quilt which is hanging in the show at this time. Rose presented the Most Valuable Volunteer to Donna Petrick for all

she has done to make this year's show a success. Rose also announced we would have television coverage with "Good Morning Texas" on Friday morning. Rose pointed out that our guild store will be open tonight. The Mini Quilt auction is open tonight. There is a need for many more volunteers during the show. Please sign up! Rose then proceeded to "Pass the Buck" to 2018 Show Chair, Pam Crocker.

Pam then asked everyone to enjoy the show and vote for the Members' Choice quilt and please be out of the building by 9:00 PM.

Respectfully submitted,

Denise Green, Secretary

*Quilt Show Photo*





## Officers & Committee Chairs

### OFFICERS

PRESIDENT .....	PAM WINGATE
VP FINANCE .....	<b>INTERIM:</b> CAROL LONG & DONNA PETRICK
VP MEMBERSHIP .....	JEANNE VOGEL & DIANA FLORENCE
VP PROGRAMS .....	DENA SMITH & PEGGY BURRELL
VP COMMUNITY SERVICE .....	LADAWN DALLEY
VP EDUCATION .....	<b>OPEN</b>
VP GUILD ACTIVITIES .....	JANET PLOTKIN
VP MEDIA .....	TINA CONNOLLY
SECRETARY .....	DENISE GREEN
QUILT SHOW 2017 .....	ROSE DAVIS

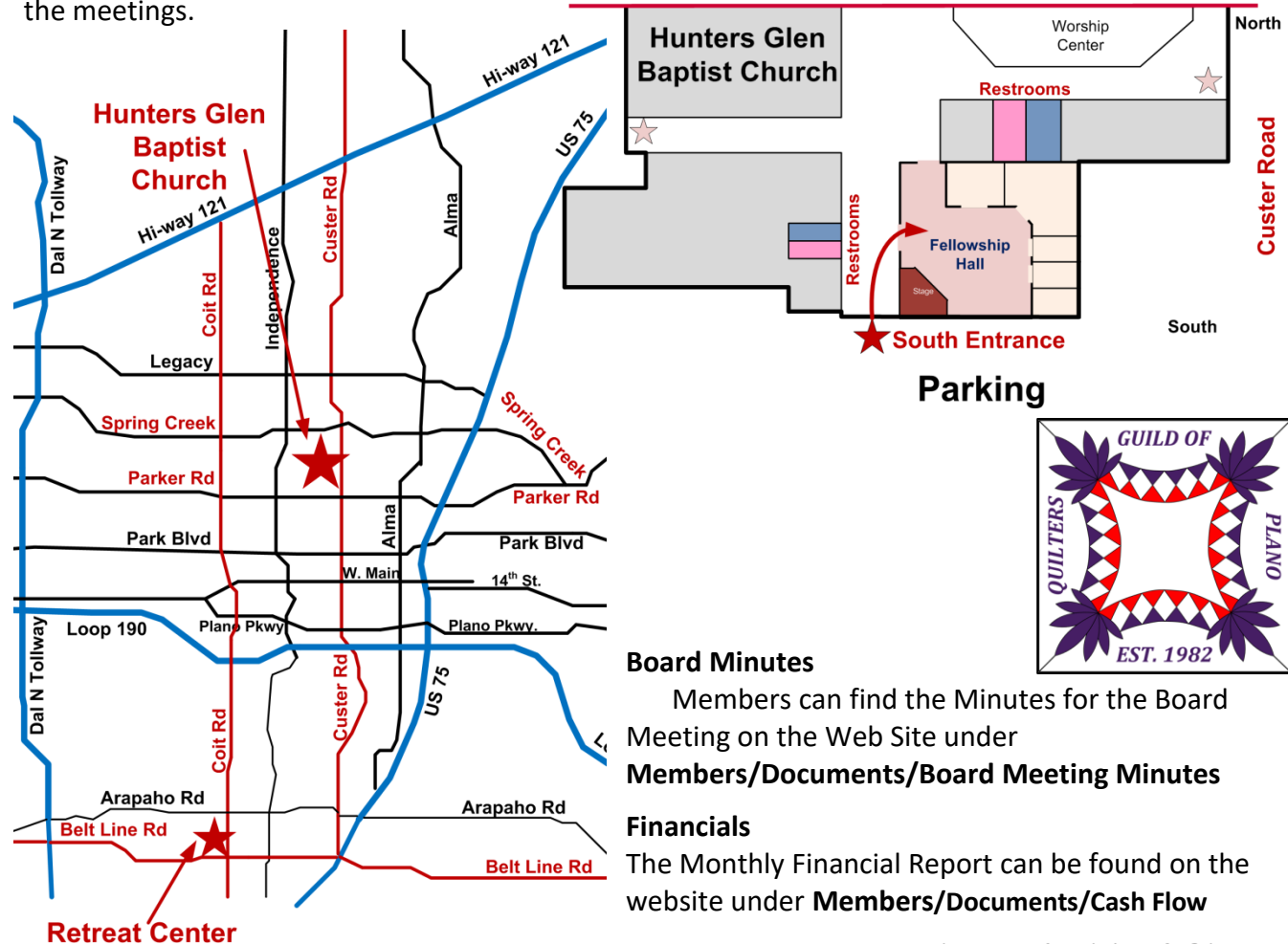
### COMMITTEE CHAIRS

BEE KEEPER .....	MARTHA DIEHL
CHRISTMAS STOCKINGS .....	AURORA CHANCY
DOOR PRIZES .....	<b>OPEN</b>
E-MAIL COORDINATOR .....	TINA CONNOLLY
EDUCATION, CHILDREN .....	PAM WINGATE
EDUCATION, ORGANIZATIONS .....	<b>OPEN</b>
EDUCATION, SENIORS .....	AURORA CHANCY
FACEBOOK .....	TINA CONNOLLY
GRAPHIC DESIGNS .....	ROSE-CLAIR FLETCHER
GUILD RETREAT .....	PAM WALSH CAROL LONG & JEANNE SMITH
HISTORIAN .....	JOHN WORLEY
HOSPITALITY .....	DONNA STRONGIN
INVENTORY CONTROL .....	CAROL SURRELLS
NEWSLETTER EDITOR .....	JOHN WORLEY
NINE PATCH .....	DEBBIE SEHER
SERVICE QUILTS .....	DONNA PETRICK & THE WEDNESDAY GIRLS
SHOW'N TELL .....	<b>OPEN</b>
SUNSHINE AND SHADOWS .....	PAT WIANT
TAQG .....	SHERRY WORLEY
TREASURER .....	CHANDA SMITH
WEB MASTER .....	LYNNE FRITSCHÉ

## Quilters Guild of Plano

The Quilters Guild of Plano exists to bring together people who share a love of quilts and quilting, preserve the heritage of quilting, promote the knowledge and understanding of all aspects of quilting, and provide opportunities for continuing education among those interested in the art of quilting. Together we learn from national and local quilt teachers and speakers, and share our work with each other and the community. All levels of quilters are encouraged to join us, including beginners. We are a 501 (c) 3 organization.

The Quilters Guild of Plano normally meets at **Hunters Glen Baptist Church, 4001 Custer Road**. The church is on the west side of Custer Road between Parker Road and Spring Creek Parkway. We park on the South end and enter through the South Entrance. The meetings are held in the Fellowship Hall, on the right as you enter. The Guild meets the second Thursday of Each month. Meetings start at 6:45 pm with a social time from 6:15pm to 6:45pm. Guests are always welcome at the meetings.



### Board Minutes

Members can find the Minutes for the Board Meeting on the Web Site under **Members/Documents/Board Meeting Minutes**

### Financials

The Monthly Financial Report can be found on the website under **Members/Documents/Cash Flow**