

Inside This Issue

Beekeeper Buzz.....	1
The President Says	1
Programs.....	2
Saturday Community Service Sit and Sew ..	2
Quilt Plano 2017	3
Quilt Show Volunteers NEEDED!!!!	4
Quilt Plano 2017 Entries	4
Quilt Plano 2017 Special Exhibits.....	5
Guild Retreat 2018.....	5
Guild Activities	6
TAQG News	7
More Properties of Light.....	8
The Art Quilters of Plano	10
Membership.....	11
June Birthdays.....	11
Community Service	12
New Workshop Registration Form	13
General Meeting Minutes.....	14
Officers & Committee Chairs	15
Quilters Guild of Plano.....	15

Our Next Meeting

Alice Kolb

**A Trunk Show with an
Emphasis on Wearables**

**Thursday, June 8 6:45 pm
Hunters Glen Baptist Church
4100 Custer Road
See map on page 15**

**Bring your entry packets for
Quilt Plano 2017 - the June
meeting is the deadline!**

COMMON THREADS

Quilters Guild

June 2017



of Plano, Inc.

Volume 35, Issue 6

Beekeeper Buzz

submitted by Martha Diehl

Meet, Greet, and Shop!



Are you new to the Guild? Not a new member, but wanting to meet other Guild members? Wanting to be in the company of other quilters?

Anyone is welcome to attend.

Well, then come on out to Shoemaker & Hardt Coffee House and Country Store on **Saturday, June 3** from 10:00 a.m. to 11:30 a.m. It is located at 105 N. Ballard in Wylie – right next door to The Blue Ribbon Quilt Shop! That's where the shop part comes in after the coffee and conversation.

Find us on 

June 2017

The President Says ...

The last few months have been a particularly difficult time for me and I would like to express how grateful I am to be a part of such a wonderful group of people that are such a great source of support. We all have difficult times and it's so nice to have a community of friends that pull together and help get you through. Thank you QGP for being there for me.

On another note, June guild meeting is the deadline for Quilt Plano 2017 show entries and we need your quilts! This is a great opportunity to show off what you've been working on and there's even a category for first time entries. I just love to see all the creative ideas and your quilt may inspire someone else to start quilting. Only the form is due at the meeting – you'll still have time to finish the binding and hanging sleeve before the show in August.

You'll also be able to sign up for a shift for the show at the guild meeting and if you're not sure what you want to volunteer for, come ask me or Rose! There are things to be done before, during and after and we'll find the perfect spot for you.

**Pam Wingate,
Guild President**



VISIT OUR WEBSITE AT: www.qgplano.org

page 1

Quilters Guild of Plano

Programs

At our June meeting, we will welcome **Alice Kolb** who will present a **Trunk Show with an emphasis on Wearables**. Alice has a MS in Home Economics, Clothing, and Textiles. She has written books and articles on threadwork, crazy quilting, embellishment, and Sashiko by machine.



We will have 2 workshops with Alice Kolb. On Friday, June 9th, she will teach *Stitch a Connection - Sashiko*

Adapt traditional methods of Japanese quilting to machine stitches in a very SIMPLE technique. Using age-old designs you will translate the beauty of old world stitches to your personal style and taste and make yardage suited to totebags, hats, jacket beginnings, pillows or quilt blocks. Class focus is on pattern design and continuous line quilting, sewn with thick threads. It sews fast and easy and is such fun.

On Saturday June 10th, she will teach ***Tiny Treasures - A Small Art Piece***

Focus on color and embellishment in a small patched square of simple piecing. Class emphasis is based on experimental uses of color relationships and combinations of hand and machine embellishment. Ideal turned into a small needle/thread case for take-as-you-go stitching.

In July MJ Fielek will present a lecture on Making Beautiful Quilts Out of Simple Shapes. There will be no workshops in July.

Workshop Location and Time

The workshop will be held at Pam Wingate's new retreat center - **The Best Little Retreat Center in Texas**

Location: 7989 Beltline Road #168, Dallas, TX 75248 at Coit Rd.

(See map on page 15)

Set-up: 8:30am, Start: 9:00am



Saturday Community Service Sit and Sew

The Saturday Community Service sit and sew has a new home, Best Little Retreat Center in Texas located at Coit and Beltline. Thank you, Pam for welcoming our group. We will meet on the third Saturday of the month from 10 am to 2 pm. Projects will be provided. Please bring sewing supplies, sewing machines, rotary cutters, thread, etc. All are welcome.

Thank you ,

Sandy Buttine

Photos from the Recent Fabric Dyeing Workshop



Quilt Plano 2017

Our May Guild meeting was our official Show Kick-off meeting. We had a great turn-out with individuals already starting to sign-up to help make Quilt Plano 2017 a great show! There are many opportunities for volunteers. Sign-ups will continue through our July meeting.

Here is some helpful information:

- I hope all of you are busy preparing your quilts for this year's show. Remember June 8th is the deadline for your entry. A color photo needs to be included with your entry paperwork. You only need to have the top completed by June 8th. You will have until August 8th at 1PM to have it quilted, labeled, bound and delivered to the Plano Event Center.
- We had a great turn-in of mini-quilts, but we still want more. You still have time – deadline for entry is at our July Guild meeting (July 13th).
- This year we will have (3) Guild Tables: Raffle Quilt and Membership, Programs and our **NEW** Guild Store. We have 2-hour volunteer slots for each table. These are important volunteer opportunities because you are the “Face of Quilt Plano 2017”, greeting and answering questions as attendees enter the show as well as working your booth.
- This year we are adding an extra step to our set-up procedure, making sure all our quilts are well taken care of. We are asking for extra volunteers that will be placed around the perimeter of the quilts being judged to help us limit access to the area. This is a great opportunity for those that want to have a cool comfortable seat while volunteering. After all the quilts are hung, we will tape off the entire area and only individuals with a “special pin” will be able to enter

the area. These volunteer slots are under “Security” and are 2-hour on both Wednesday and Thursday.

- Show Shirts will be available for purchase at our June meeting.
- Lunch tickets will be available for purchase at our June meeting.
 - Chicken Salad Sandwich, chips and chocolate chip cookies - \$9/day
 - Grilled Chicken Salad with balsamic vinaigrette dressing and chocolate chip cookie - \$10/day
 - All lunches will deliver to the Hospitality room at 11:45 a.m. and will be distributed by volunteers
 - We still need additional volunteers to distribute lunch for both Friday and Saturday.
- Keep in mind that we would love to have members and non-members alike to volunteer. This would be a great way for your children or grandchildren to earn their community service hours.
- For every 4 hours you work before or during the show, you will receive a single free day entry into the show.

If you have any questions or want to make sure you are included in our volunteer list, feel free to contact Rose Davis at rose@fallingstarquilts.com.

Happy quilting,
Rose Davis
2017 Show Chair



Quilt Show Volunteers NEEDED!!!!

submitted by Dolores Williams

Hi all. This is the time of the year we need all guild members to step up and help the guild by volunteering to help at the quilt show, which runs August 11-12.

Making mini quilts or working on the committee helps with the show, but we also need a lot of people helping, starting on the Wednesday before the show right through the show and quilt give back.

We will be doing sign-ups at the next two meetings. Be sure and stop by the volunteer tables to find the perfect job and time for you.

We are doing sign-up prizes at each meeting. You put your name in the bucket for every shift you sign up to work. A name will be called at each meeting, and the winner will receive a prize. You do not have to be present to win, and if you do not win your name will still be in the bucket for the next drawing. So be sure and volunteer for a lot of shifts. The earlier you sign up, the more chances you have to win.

Some jobs that need a lot of attention are:


- Hanging quilts on Wednesday.
- Staff / Security on Wednesday and Thursday, plus both days of the show.
- Lunch distributor. This job will be mostly taking tickets and pointing the people to their lunch selection.

There are a lot more jobs, so be sure and stop by the tables at the next meeting. The Committee Chairs will be there to tell you about the jobs.

Call me if you have questions, 972-832-1134.

Quilt Plano 2017 Entries

submitted by Lynn Fritsche



The guild meeting on June 8th is the deadline, or you can beat the rush by mailing them to me at the address on the form. It takes a little effort to get the form filled out – measuring the quilt, looking up the pattern source, taking a photo – but it's not really all that painful. If the photo part is a problem, just bring the quilts to the guild meeting and I will take the photo for you.

The members and guests who come to our show really want to see lots of quilts – simple, complicated, traditional, artsy, modern, new and different, classic, first efforts, and masterworks. You've worked hard on those quilts, so fill out the forms and let the local quilting community enjoy seeing your work. **Just do it!**

Happiness Is...QUILTING!

153 S. Central Expressway, McKinney, TX 75070

972-542-8839

Shop Hours: Mon-Sat 10-5

PLEASE VISIT
US AT OUR
NEW LOCATION

153 S. Central
Expressway
McKinney, Texas

"The Happiest Little Quilt Shop In Texas!"

www.HappinessIsQuilting.com

info@HappinessIsQuilting.com



Please join us for our
Grand Re-Opening
Friday and Saturday
June 9 & 10

Featured Guest
Kathy Schmitz

See our website
for details

Quilt Plano 2017 Special Exhibits

submitted by Jeanne Smith & Janet Carver

Our beautiful Quilt Plano 2017 is getting closer and closer! **This is just a reminder** that those of you who are displaying projects in the Special Exhibits area will need to turn in the completed forms by the next guild meeting June 8th. You can print an entry form from the guild website. Go to "Quilt Plano 2017" and then select "Special Exhibits". Only one form is needed even if you have multiple projects. Remember: these are examples of what we have learned this past year and they are not judged - just enjoyed!

Bring the completed form plus a photo of your finished project to the June 8th guild meeting or mail to Jeanne Smith 6112 Prestwick Drive, McKinney TX 75070. Completed projects will be delivered on August 8th to Plano Event Center. If you have any questions, contact Jeanne Smith at 972-547-0920 or Janet Carver at 214-850-9062.

COMMON THREADS AD RATES

<u>Half Page:</u>	<u>Quarter Page:</u>	<u>Business Card:</u>
5.2" wide x 7.6" tall	5.2" wide x 3.8" tall	3.5" wide x 2" tall
1 month = \$40	1 month = \$25	1 month = \$15
3 months = \$90	3 months = \$60	3 months = \$35

Please make ads in "jpg" files and email to media@qgplano.org.

Guild Retreat 2018

submitted by Pam Walsh

WHEN: Thursday 2/22/18 through Sunday 2/25/2018
WHERE: Hilton Garden Inn in Denison, Texas
WHAT: Three and a half days of:



- Sewing
- Laughing
- Making new friends
- Getting inspired
- Learning new quilting tips and techniques
- NOT cooking or doing dishes
- NOT making a bed or cleaning a bathroom

HOW MUCH: Retreat cost inclusive is \$300 per person double occupancy - \$251 triple occupancy (two queen beds) and \$448 single occupancy.

If you would like to register now, please email your name and roommate (if known) to retreat@qgplano.org and mail your \$50 NONREFUNDABLE check to:

Carol Long
716 Country Meadow Drive
Murphy, TX 75094.

LOST & FOUND From Guild Retreat 2017

Someone, please, claim me!
I want to go home!

Call: Jeanne Smith @ 972-547-0920



Guild Activities

Thank goodness for deadlines...

submitted by Janet Plotkin

I enjoy my projects, I enjoy the process, and I enjoy the journey. But sometimes I spend a bit too much time on the journey. Ha! Who am I kidding? I am like the kid in the Family Circle cartoon meandering all over the neighborhood on the way to the destination. This is where the deadline comes in handy, and super necessary. And guess what my chicas bonita, our biggest deadline of the year is FAST approaching.

Quilt show entries: Bring it up in a group and you get at least two opinions per person present; but without entries there is no show. My job as Guild Activities is more about what we do together as a Guild, while at Guild, but the show, in large part, allows us to be a Guild, and is huge to our Guild identity. I have a quilt ready for the show; I have several that will be ready for special exhibits; and a handful of projects that have to be finished for the Art Quilters exhibit. And I have some more projects I want to get done in time to enter them, including a mini for the auction. I look forward to seeing them all on display.

Why do you come to the show? The top three answers in my 4am informal poll of myself are to see the quilts, to shop both the vendors and the mini quilts, and to work. All three are equally important. And all three are my responsibility as a member of the Guild. Yes, I said it and I mean it: it is a responsibility. So, where is this rambling missive headed?

To the points (finally):
get to work my dear, the deadline is nigh,
sign up, there is plenty to do and many hands make light work,
save a few dollars to spend with our wonderful vendors, and,
make a mini for the auction and then buy one.

If you made a project from the Polka Dot One-Yard Rip Off challenge, please keep it handy, as they will have their own showcase space at the show. You still have time to make something to be included. The rule is you have to use some of each of the polka dots you received in the rip off in the project. Please mark your name and a contact phone number on the project, this can be with a stitched on temporary label. I will collect them all at drop off for the quilts, or before if you are not dropping off, and submit them as one group. Please contact me if you have any questions, or for advance drop off.

The BONES table was a great success. I hope you were able to thank and let go of a few things and find a new treasure too! Isabel's ministry will make good use of all the remainders. Thank you to everyone who participated. We will do this again, so as you tidy up your sewing space in the days after completing all your show entries think about starting a bag or a box for those things that will bless someone else.

And two more people earned the coveted and highly prized gold starfish pin for bringing a guest to the meeting in May. Thank you for your support and promotion of our Guild.

Lastly, thank you for allowing me to prattle on here and to serve you.

May Meeting Photos



TAQG News

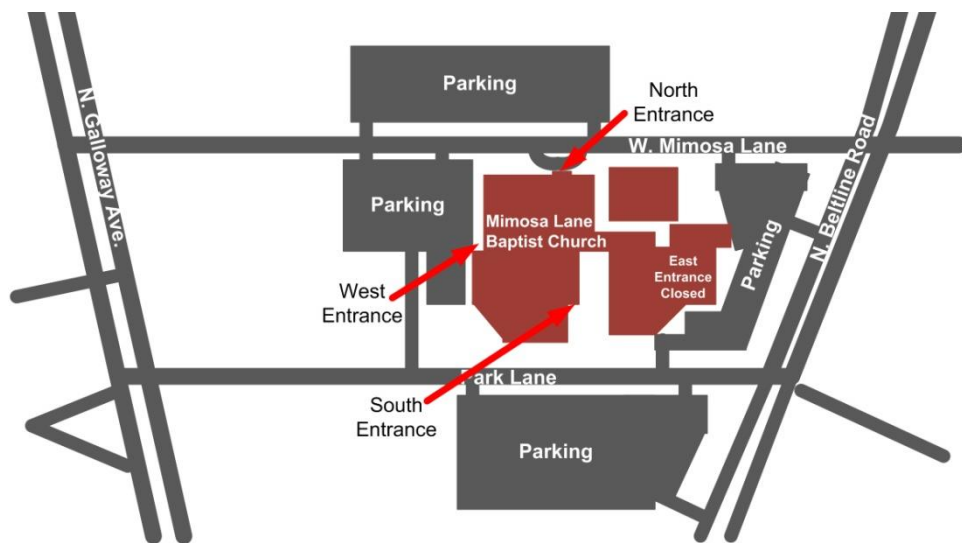
submitted by Sherry Worley

The July 8th date for Rally Day is rapidly approaching. We hope that you can join us for a fun filled day. Lunch tickets are available for purchase through June 23rd. If you have never been to Rally Day, you may purchase a lunch ticket for a McAlister's Deli box lunch for only \$10.00. Having a box lunch solves the problem of going out to lunch and losing your parking place.

Pre Rally Day Raffle Tickets may be purchased right up until the drawing on July 7th. We have three great prizes in the raffle and you have a very good chance to win. Tickets sell for \$1.00 each or 6 for \$5.00. I wish you luck!

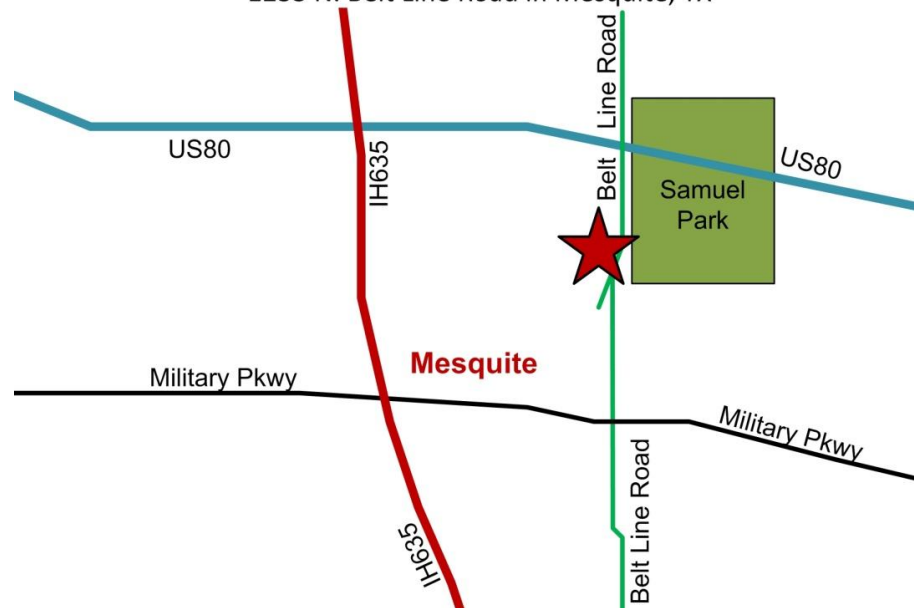
You can also still sign up for workshops on July 6th and 7th. Both workshops do have a kit fee that covers the foundation sheets. You will still choose and bring your own fabrics. I am particularly looking forward to the Zydeco class. It will make a fun quilt for Community Service.

Remember to bring your QGP membership card for free entry!



Rally Day 2017 Mimosa Lane Baptist Church

1233 N. Belt Line Road in Mesquite, TX



More Meeting Photos



More Properties of Light

submitted by John Worley

Two months ago, in my article on *The Color of Light*, I pointed out some color problems we face in our photos. If you find them, many of those color problems can be corrected with a good Photo Editing program. (Notice, though, that I *didn't* say it would be easy! 😊)

This article will discuss other properties of light that can affect our photos – and these factors cannot necessarily be corrected with an editing program. We are forced to recognize these types of situations and find ways to work around them.

The sun is *huge*! It is 864,938 miles across. (Yes, I looked it up.) But it is also 93,000,000 miles away. As a light source, direct sunlight is considered to be a point source. A point source is a light that is small compared to the distance it is away and it can leave a harsh shadow.

An overcast sky is an example of diffused light. Diffused light comes from a source that is much larger (than a point source) compared to the distance it is away and it tends to leave no shadow. This is a great condition for taking photos in a garden, where the lack of shadows allows the beauty and colors of the flowers come out without shadows.

Are Shadows Ever Any Good?

Sometimes we *want* shadows! In order to see the quilting of a quilt (unless it is a contrasting color, of course), you will more easily want to see shadows along the depressed lines of quilting. (The shadows and highlights are caused by the light working around the puffed out area between quilting lines.) Many surface textures can be shown in photographs using this method.

The left quilt photo below was taken at a previous Quilt Plano using the camera built-in flash. The right photo was taken with the quilt hanging in Linda Neal's back yard, lit by the sun, overhead to the left. Both light sources are point sources; the only difference being the angle relative to the quilt front.

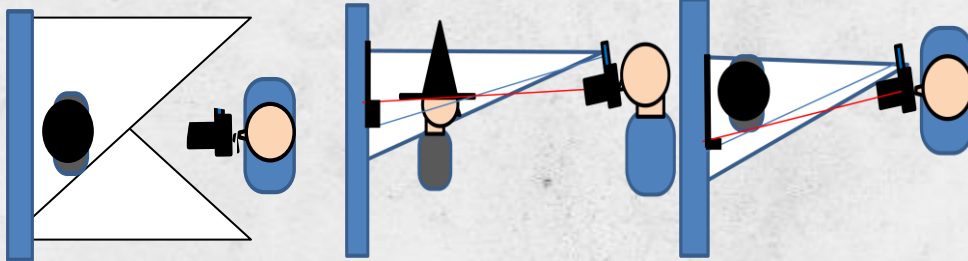


The left photo shows no hint of the quilting. Interestingly, the white on white (circles in the) background fabric is quite visible. (I told Linda that she can *never* use white on white fabric again; at least not if I am supposed to try to photograph it. We'll see if she listens to me. 😊)

The right photo shows the quilting quite well; the sunlight coming from the above left results in a highlight on the top left side of the puffs between quilting lines, with a slight shadow on the bottom right side of those puffs.

As noted, the sun is a point source (and causes shadows), while the light from the sky in general is a diffused light source. The diffused light fills in to soften the shadows somewhat so that the shadows aren't as harsh. Without the light from the sky in general, the shadows would be dark and harsh indeed – and would probably be too distracting. (Notice how harsh the shadows are the next set of photos.)

The following photos (provided by one of my students) show some shadows. The left photo has very little shadowing; the center photo has shadows below the hat brim; and the right photo has shadows to the left of the doll.



First, I will note the color differences. The left photo was using two external lamps, and resulting in a yellowish tint and loss of blues in the background. (Remember my previous article.) The two lamps were on opposite sides of the doll, basically eliminating shadows, with one filling in most of any shadow that would be caused by the other.

The other photos were using the camera built-in flash. The center photo was taken in landscape mode (with the flash above the camera lens as shown in the drawing below the photo). This resulted in shadows only below the large hat brim. The right photo was taken in portrait mode (with the camera rotated on its side, and the flash beside the lens). This resulted in shadows beside the doll.

The student had asked me why there were shadows in the right photo, just having turned the camera on its side. (The student hadn't noticed the shadows below the hat brim in the center photo.) Being slightly distracted at the time, I hadn't noticed the small shadows in the center photo, and was a bit disconcerted. Eventually I focused my mind, and saw the center photo shadows. I suppressed a smirk, and explained things.

Think Before You Shoot

That student's question makes a key point: You won't always see where any shadows might be before taking a photo. *(It would be great if we could turn the flash on for a moment to see the shadows. Wouldn't it?)*

Shadows – or the lack of shadows – and the location of those shadows are some of those things that we just might need to reason out before we take a photo.

I Hate to be the Bearer of Bad News, but . . .

I really don't want to make the process of taking photos to be any more difficult.

Two months ago, I told you that you the colors that you (think that you) see are not necessarily the colors that end up in the photo. I told you that you need to recognize the situation, check out the (primary) light source, and consider whether you need to change any camera settings.

Now I am telling you that you need to consider the size and angle to the (primary) light source looking for real or "invisible" (caused by the flash as you take the photo) shadows, and consider whether you need to change angles or add another light source.

If, during your daily activities, you will pick a scene and look it over for these conditions, even if you don't take a photo, you will get used to making these decisions when needed.

The Art Quilters of Plano

submitted by Lori Hutyra

The Art Quilters of Plano held their monthly meeting on Saturday April 22. After a brief meeting Janet Plotkin led our workshop: Gelli Plates. The plates were made with gelatin which created a plate like surface. We added paint and using stencils and various tools to create patterns, we created our designs. We then laid our fabric on the plates to pick up the paints. It was great fun and produced a wide range of results.

Please feel free to join our meetings held the 4th Saturday of every month at Fabric Fanatics 9:00am to 11:00am (exceptions noted in the schedule). There are no membership requirements, simply an interest in Art quilting and a desire to learn. To see what activities lie ahead, see the [Small Groups](#) page on the Quilt Guild of Plano's website. The schedule has been updated so if you had your eye on a particular program double check the schedule to be sure you don't miss out.

For more information, contact Lori Hutyra (lhutyra@yahoo.com) or any member of the Art Quilters of Plano.


Gelli Plate Workshop:



Samples



Linda Chappell taking part



Some results

Art Quilters of Plano 2017 Plan

	March 25	
Due	Constraints Challenge	Lori
	April 29	
	May 27	
Pgm	Set up for "What was I thinking" fabric challenge.	
Pgm	Fabric Marbling demo/workshop	Varda / Emily
	June 24	
Due	"What was I thinking" Fabric Challenge	
Pgm	Scrappy Silhouette	Annalee
	July 22	
Due	Work to finish projects for show	
	Option: Project from Marbling workshop as input to Embellishment workshop	All
	Cats of Many Colors/Illustrated Quotes/Triptychs/Constraints /Scrappy Silhouette/Needle felting/ Marbled projects Embellishments	DUE AUG 8 Varda
	August 26	
	Quilt Plano 2017 Aug 11-12	
Due	Show projects due no later than Aug 8	All
Pgm	Painted Wonder Under	Mary Ellen
	September 23	
Due	Confirm order for Stef Frances/Ilene Bartos Kits	Lori/Mary Ellen
Pgm	Collage Workshop	Carrie
	October 28	
Due		All
Pgm	Curved Piecing	Monica/Lori
	November 25	
Due	Setup for Christmas Exchange	Lori
Pgm	Stef Frances kits workshop	Mary Ellen
	December 30- - NOTE: DATE CHANGED TO 5th SAT	Lori
Due	Christmas Exchange and Potluck	All
	January 27 2018	
Due	Project from Stef Frances/Bartos kits	All
Pgm	Free Motion Quilting Workshop	Monica
	February 24 2018	
Due	Ideas for 2018 Projects / Workshops	All
Pgm	Planning for 2018	Lori

Membership

submitted by Diana Florence and Jeanne Vogel

The May meeting brought 80 members to attend with another 3 members joining and bringing 3 visitors for a total attendance of 86.

A previous visitor became a new member and brought a friend; now that's a great way to join!! New members are **Stacey Jarrett** from Murphy, **Judy Shulter** from Kemp, **Evelyn Brown** from Garland and rejoining **Lorraine Morse** from Richardson. **Diana Axtheln** and **Julie Yee** both from Plano joined via mail. We had two visitors, Pam Ellis and Gwen Groom.



Our thanks to Martha Diehl, for baking cookies to get new members to get together to join small groups. Thanks to Donna Strongin for the icebreakers at the tables regarding Mother's Day. Donna with Fran Levy and Janet Carver welcomed the new members and guests.




Ten Door Prizes were the winner's choice from a mystery bag or their choice of a gift certificate from Stitched with Love, Quilt Country, Not Your Mama's Quilt Store, Minding My P's and Q's, Material Girl Quilt Shop or The Old Craft Store.

Lut DeMeulder is unable to continue doing door prizes so we are looking for someone to take on this volunteer position. Email us if you are able to help in this way.

June Birthdays

Kathy Scott	06/01
June Austin	06/04
Deanna Sanford	06/04
Marvel Reese	06/09
Sarah Krauss	06/12
Lynnette Maytubby	06/14
Adrienne Poppe	06/18
Dolores Williams	06/19
Donna Strongin	06/21
Marie Flanders	06/22
Pat Young	06/26
Chanda Smith	06/27
Terry Cardona	06/29
Nancy Robinson	06/29



More May Meeting Photos





submitted by LaDawn Dalley

I love to come to each meeting to collect all the lovely quilts you all have worked on, whether it be tops you have finished, quilting done, or totally finished with binding and label! I appreciate those willing to do each different step. We know we all have our favorite part of the quilting process, and it's nice to be able to do that and then pass it on for someone else to do the part we are not so fond of!

At the May meeting, I collected \$40 to donate to the PISD School-Aged Parent program, plus a couple more quilts that the donors wanted to go specifically to PISD. So, in total, I delivered 8 receiving blankets, 8 "taggies," 11 quilts, 1 pillowcase, a pack of diapers, a gift box with some little outfits in it, and a little travel collection of baby soaps and such.

Thank all of you that donated! It is greatly appreciated by this organization, the leaders of which tell me that the quilts are all highly sought after on the day of their celebration!

In other news, Aggie delivered 45 cuddles this past month to the Children's Hospital at Legacy. And I have a large batch of quilts that I will be delivering before the next meeting. I will update you on exact numbers at the meeting and in the next newsletter.

Our Saturday Community Sew group has found a permanent home at The Best Little Retreat Center in Texas! They will meet on the third Saturday of each month from 10:00am to 2:00 pm. The last two meetings have been spent putting together the 4 patches that were sewn at the retreat. There is plenty of room, so don't be shy about showing up unannounced. The June meeting will be on the 17th.

And we are looking ahead to have another community quilting day on September 18th. We are hoping to quilt over a hundred quilts tops that day. This year, we plan on having all the quilts basted ahead of time so all of our time can be spent on the actual fun of quilting! Please mark this day on your calendar and plan to join us if you can! Last year, we had a lot of fun doing this, and I have had a lot of fun seeing those quilts be finished and delivered to our various organizations! Thank you, thank you, and thank you!

In order to have all those hundred plus quilts to quilt, we need tops made between now and then! I always have kits ready at the community service table at each meeting. Everything you need to complete a top is already in there! Also, look around your sewing room for old UFOs that you realize you are never going to finish for yourself. You can donate the blocks and let someone else finish the top! Or would it be easy for you to finish the top and then donate it to the guild? Or, do you have a top or two that you finished years ago and you know it is never getting quilted in this lifetime? Donate it to us! Especially if it is a larger quilt that would be more appropriate for an adult. We are always in need of larger quilts (think 50x70, or 60x60, etc) for the Rape Crisis Center.

Again, thank you for all your time and efforts. See you in June!

New Workshop Registration Form

Workshops Fees: \$35/day

See the guild website at www.qgplano.org and go to the **Programs page (on the Activities tab) for more information.** Fees are refundable only in the event the speaker cancels her appearance. Questions may be directed to the Programs team via email to programs@qgplano.org.

Hours: 9:00 am – 3:00 pm Set Up – 8:30 am

Location: The Best Little Quilt Retreat Center in Texas, 7989 Beltline Road #168, Dallas, TX 75248 (See map on page 15)

If an alternate location is being used for a particular workshop, it will be specified on the Programs page of the Guild website.

Supply lists may be printed from the website. Your cell phone number and email are particularly important so we can reach you in the event of any last minute changes.

Bring Completed Form to a Meeting, or mail to:

Dena Smith
1402 Marlboro Ln
Richardson, TX 75082

Upcoming Workshops

Alice Kolb

Location 7989 Beltline Road #168, Dallas, TX 75248

Friday, June 9 -- Stitch a Connection -- Sashiko

Saturday – June 10 -- Tiny Treasures – a Small Art Piece

There are no workshops scheduled for July or August, 2017

Check the website (www.qgplano.org) for more information

Workshop Registration Form

Name: _____ Email: _____ Phone: _____
 Address: _____
 City, Zip: _____

TOTAL AMOUNT ENCLOSED _____

Instructor	Class	Day	Date

General Meeting Minutes

May 11, 2017

Hunters Glen Baptist Church, Plano, TX

Show Chair, Rose Davis called the meeting to order at 7:00 PM. There being no corrections or additions to the **minutes** as distributed, they were approved. The **Treasurer's** report was also approved as published. Rose explained there would be links in the newsletter and on the web site for easy access to the financial reports for the guild. Rose then asked for all vice presidents and committee chairs with reports to come forward.

V-P Community Service, LaDawn Dalley reported many quilts ready for delivery this month and 45 cuddles blankets had been delivered. She asked for larger, maybe lap robe size quilts for the rape crisis center. Finished dog beds would be delivered to shelters. The Saturday Community Sew Day meets on the third Saturday of every month from 10-2. Finished tops are needed for the Sept 18th quilting day.

V-P Programs, Peggy Burrell reminded all of spaces still available in the upcoming workshops: Bindings with MJ Fielek, Fabric dying with Sherry Worley and in June, the Alice Kolb workshops. Watch our newsletter and web site for more information.

V-P Guild Activities, Janet Plotkin asked for all Polka-dot Challenge items be submitted to the Show for exhibition. She also explained the "Bones Table" where we all brought unwanted items and left them for any of us to take home free. Items left will be donated to one of our charities. May 26-28 will be our next Day Retreat \$35 for 3 days at the Dallas Games Marathon.

Donna Petrick reported on Sunday June 4th at 2:30 there would be a meeting for machine embroidery enthusiast. If anyone is interested in attending, please contact her.

Kay Dunn and Valerie Salter reported a total of 58 mini quilts have been turned in for the Quilt Plano 2017's silent auction, 14 of them tonight.

TAQG President, Sherry Worley reminded everyone about the upcoming Rally Day on July 8th. The speaker is quilter, artist and author, Cynthia LaBlanc Regone and she will be having foundation piecing workshops on Thursday the 6th on nine-patches and stars and on Friday the 7th on the speaker's Gypsy Moth pattern. The Rally Day raffle list is growing so everyone is encouraged to purchase tickets and arrive early for goody bags

full of door prizes. Admission is free, but you may want to pre-purchase your lunch.

V-Ps Membership, Jeanne Vogel & Diana Florence reported 86 in attendance including 3 new members and 3 guests. We again had "choose your prize night", the person whose number was drawn was allowed to select their door prize from the great selection offered by Not Your Mama's Quilt Shop, Quilt Country, Stitched with Love, Minding my P's and Q's, Material Girl Quilt Shop or The Old Craft Store.

Quilt Plano 2017 Chairperson, Rose Davis gave a great overview of the progress being made on this monumental endeavor. Rose introduced her co-chair, Pam Crocker. This is Rose's last year to head the committee, but she reports the great group of ladies she has worked with to make this show happen are the best! There are many tables around the room where we can each sign up for various necessary tasks to help make this show a success. The show is Aug 11-12 (Fri-Sat). This show allows us to share our art with the community with several thousand visitors. There will be over 300 judged quilts and four special exhibits. This show will require about 4,200 hours of volunteer labor, so please do your share. June 8th is the entry deadline and Aug 8th from 8-1 is the ONLY turn-in time. Preview night is Aug 10th (our Aug meeting). The Raffle quilt (drawing on Sat Aug 12th at 3:30) and the Mini quilt auction are big fund raisers for the support of QGP. These monies are what allow us to have such wonderful speakers and instructors at our meetings and workshops. There will be a separate Children's room this year. Another demo teacher is needed, so if you are interested please contact Rose.

Pam Walsh explained the selection of judges and the effort to rotate so there is not a repeat of the same judge for at least 3 years. She demonstrated how to make sleeves for hanging the quilts and explained why they are made this way, to protect the quilt and facilitate the ease of hanging hundreds of quilts in a short time. If your quilt is an odd shape (like a tree skirt) it was suggested to attach your quilt to a black drape (the color of our backdrop drapes) for hanging. Make the drape large enough so your quilt hangs properly and the sleeve would be across the top of your drape

After a ten minute break the Quilt Show's Demonstrations began around the back of the room.

A great and informative evening was enjoyed by all.

Respectfully submitted,

Denise Green, Secretary

Officers & Committee Chairs

OFFICERS

PRESIDENT.....	PAM WINGATE
VP FINANCE.....	INTERIM: CAROL LONG & DONNA PETRICK
VP MEMBERSHIP.....	JEANNE VOGEL & DIANA FLORENCE
VP PROGRAMS.....	DENA SMITH & PEGGY BURRELL
VP COMMUNITY SERVICE.....	LADAWN DALLEY
VP EDUCATION.....	OPEN
VP GUILD ACTIVITIES.....	JANET PLOTKIN
VP MEDIA.....	TINA CONNOLLY
SECRETARY.....	DENISE GREEN
QUILT SHOW 2017.....	ROSE DAVIS

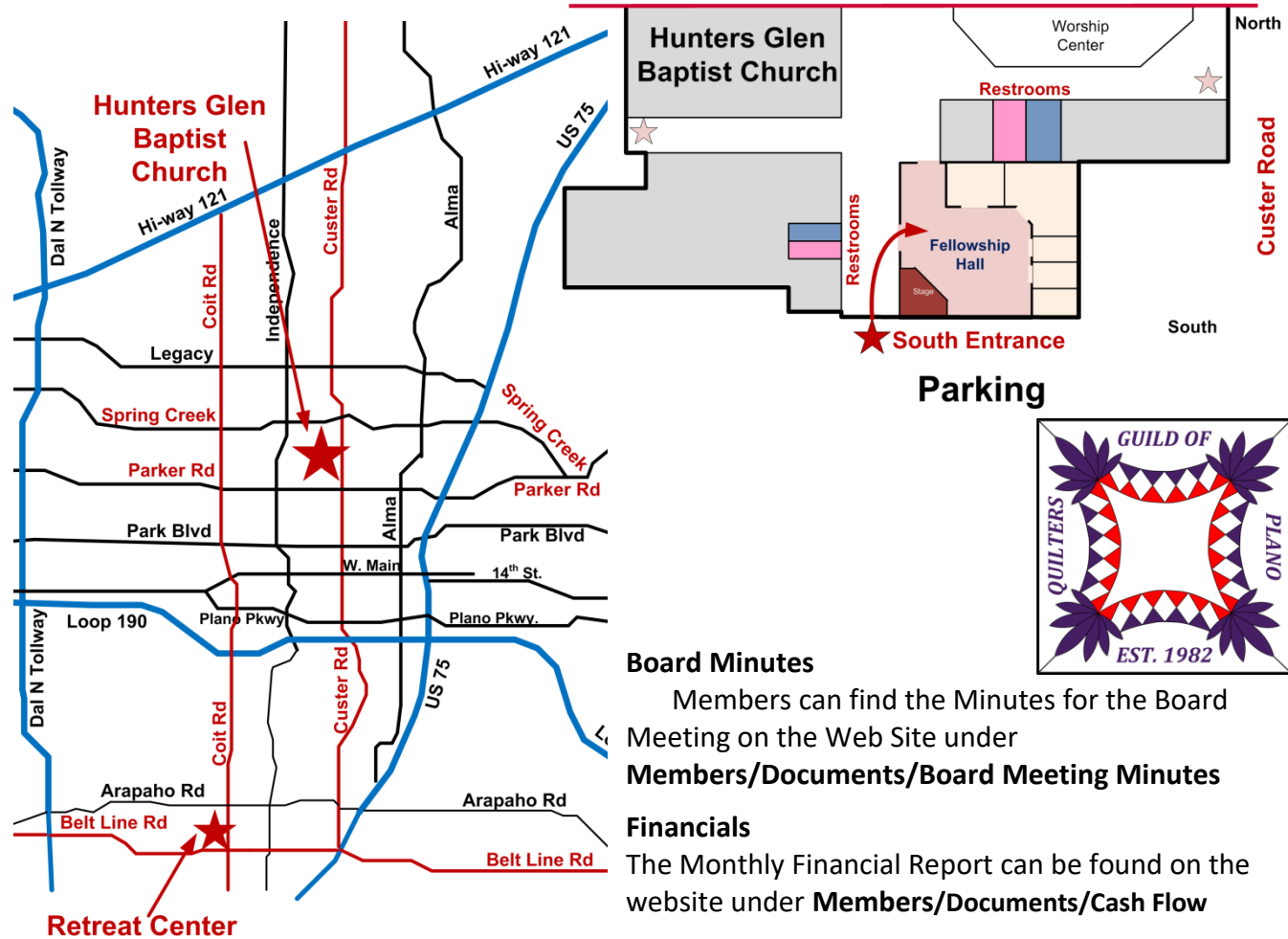
COMMITTEE CHAIRS

BEE KEEPER.....	MARTHA DIEHL
CHRISTMAS STOCKINGS.....	AURORA CHANCY
DOOR PRIZES.....	OPEN
E-MAIL COORDINATOR.....	TINA CONNOLLY
EDUCATION, CHILDREN.....	PAM WINGATE
EDUCATION, ORGANIZATIONS.....	OPEN
EDUCATION, SENIORS.....	AURORA CHANCY
FACEBOOK.....	TINA CONNOLLY
GRAPHIC DESIGNS.....	ROSE-CLAIR FLETCHER
GUILD RETREAT.....	PAM WALSH CAROL LONG & JEANNE SMITH
HISTORIAN.....	JOHN WORLEY
HOSPITALITY.....	DONNA STRONGIN
INVENTORY CONTROL.....	CAROL SURRELLS
NEWSLETTER EDITOR.....	JOHN WORLEY
NINE PATCH.....	DEBBIE SEHER
SERVICE QUILTS.....	DONNA PETRICK & THE WEDNESDAY GIRLS
SHOW'N TELL.....	OPEN
SUNSHINE AND SHADOWS.....	PAT WIANT
TAQG.....	SHERRY WORLEY
TREASURER.....	CHANDA SMITH
WEB MASTER.....	LYNNE FRITSCHÉ

Quilters Guild of Plano

The Quilters Guild of Plano exists to bring together people who share a love of quilts and quilting, preserve the heritage of quilting, promote the knowledge and understanding of all aspects of quilting, and provide opportunities for continuing education among those interested in the art of quilting. Together we learn from national and local quilt teachers and speakers, and share our work with each other and the community. All levels of quilters are encouraged to join us, including beginners. We are a 501 (c) 3 organization.

The Quilters Guild of Plano meets at **Hunters Glen Baptist Church, 4001 Custer Road**. The church is on the west side of Custer Road between Parker Road and Spring Creek Parkway. We park on the South end and enter through the South Entrance. The meetings are held in the Fellowship Hall, on the right as you enter. The Guild meets the second Thursday of Each month. Meetings start at 6:45 pm with a social time from 6:15pm to 6:45pm. Guests are always welcome at the meetings.



Board Minutes

Members can find the Minutes for the Board Meeting on the Web Site under **Members/Documents/Board Meeting Minutes**

Financials

The Monthly Financial Report can be found on the website under **Members/Documents/Cash Flow**