




Quilters Guild

December 2015




of Plano, Inc.

Volume 33, Issue 12

INSIDE THIS ISSUE

The President Says	1
Inside This Issue	1
Guild Christmas Party	2
Guild Officers and	
Committee Chairs	3
AD Rates	3
Quilts for Samaritan Inn	3
Spotlight on "Happiness Is..."	
Quilting Quilt Store	4
Bee Keepers	4
Stocking Project	5
Sunshine and Shadows	5
Quilting Tips and Tuts	6
Sapphire Quilting AD	7
Happiness is Quilting AD	7
October Cash Flow	7
Community Service	7
Using the Guild Website	8
Happy Sew Year AD	8
Membership News	9
Guild Activities	9
Upcoming Programs	10
November Board Mtg. Mins.	11
November General Mtg. Mins.	12
November Board Mtg. Mins.	
Continued	12
Special Called Board Mtg. Mins.	12
Save The Date Quilt Show	12

The President Says...



Resignation of Guild President

It is with regret that I have informed the Board of my decision to resign as President of Quilters Guild of Plano. In discussing the second of two painful medical conditions I've had within the last month, my doctor raised concerns about my immune system and advised that I reduce the amount of stress in my everyday life.

Leading the Guild as President should be first fun, and farther down the list, stressful. Unfortunately, due to the high standards that I set for myself whenever taking on any task, the Presidency has become a significant source of stress for me. I have struggled with health issues all my life, and feel the need to reprioritize activities in order to prevent future, and possibly more serious, health issues. I would appreciate your understanding of my decision. I hope to remain a welcome member of the guild, and to participate in many of the activities which I have always enjoyed. As with any healthy organization, Quilters Guild of Plano does not depend on any one individual. That is apparent in the quick action of your Board of Directors to convene and elect a new President. Pam Wingate has been an active, energetic and positive member since joining the guild. She will serve us all well.

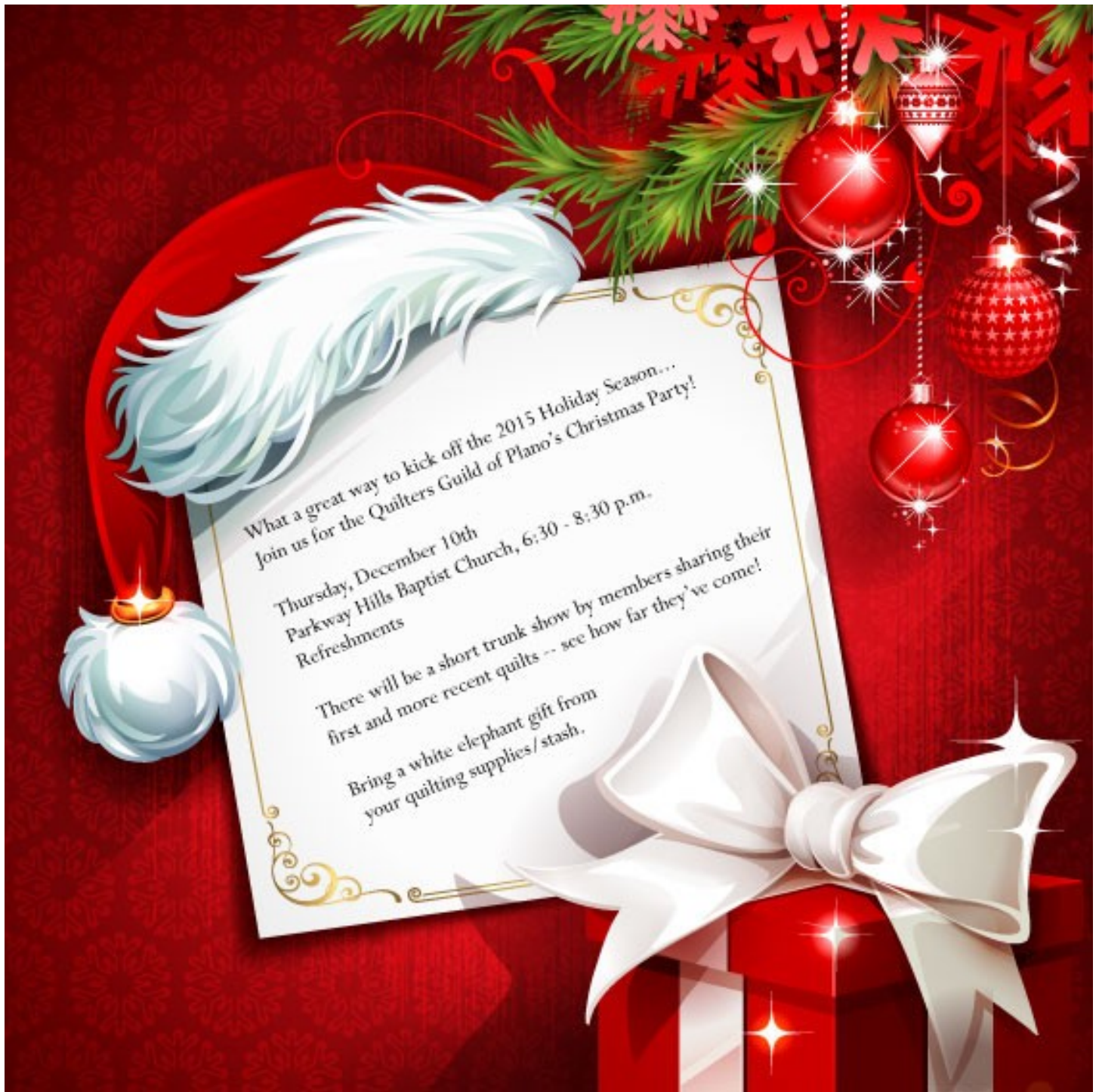
Pam Walsh

Acceptance for the Position of Guild President (see Special Called Meeting on Page 11)

It is a great pleasure to assume the role of President of the Guild and I'm honored that the Board has selected me. For those that don't know me, I'm the 'other Pam W.' and even with the same name and initial, it will be a challenge to follow in Pam Walsh's shoes – she has given so much of herself and is a true inspiration. I've already enjoyed getting to know so many of you, and I'm really looking forward to getting to know as many of the rest of you as possible. Please come introduce yourself!

Pam Wingate

VISIT OUR WEBSITE AT: www.qgplano.org



What a great way to kick off the 2015 Holiday Season...
Join us for the Quilters Guild of Plano's Christmas Party!

Thursday, December 10th
Parkway Hills Baptist Church, 6:30 - 8:30 p.m.

Refreshments

There will be a short trunk show by members sharing their
first and more recent quilts -- see how far they've come!

Bring a white elephant gift from
your quilting supplies/stash.

Merry Christmas

GUILD OFFICERS & COMMITTEE CHAIRS

OFFICERS

PRESIDENT	PAM WINGATE
VP FINANCE	CAROL LONG
VP MEMBERSHIP	MARY SHANNON
VP PROGRAMS	PEGGY BURRELL DENA SMITH & LISA OWNBY
VP COMMUNITY SERVICE	LADAWN DALLEY
VP EDUCATION	OPEN
VP GUILD ACTIVITIES	DONNA PETRICK
VP MEDIA	LYNNE FRITSCHÉ
SECRETARY	PAM CARROLL
QUILT SHOW 2016	ROSE DAVIS

COMMITTEE CHAIRS

BEE KEEPERS	MARTHA DIEHL MONICA HENDEWERK
CHRISTMAS STOCKINGS	
DOOR PRIZES	LUT DEMEULDER
EDUCATION—CHILDREN	PAM WINGATE
EDUCATION—SENIORS	MINDY MYINT AURORA CHANCY
EDUCATION—ORGANIZATIONS	KENA LESZCYNski-YOUNG
GRAPHIC DESIGNS	ROSE-CLAIR FLETCHER
GUILD RETREAT	JULIE BROOKS SANDY BUTTINE & DONNA PETRICK
HISTORIAN	AURORA CHANCY
HOSPITALITY	MARTHA JONES
INVENTORY CONTROL	CAROL SURRELLS
NEWSLETTER EDITOR	PAT FOWLER
NINE PATCH	DEBBIE SEHER
SERVICE QUILTS	DONNA PETRICK & THE WEDNESDAY GIRLS
SHOW'N TELL	
SUNSHINE AND SHADOWS	PAT WIANT
TAQG	PAT WIANT
TREASURER	CAROL LONG
WEB E-MAIL	TINA CONNOLLY
WEB MASTER	LYNNE FRITSCHÉ

COMMON THREADS AD RATES


Half Page:	Quarter Page:	Business Card:
1 month = \$40	1 month = \$25	1 month = \$15
3 months = \$90	3 months = \$60	3 months = \$35

Please make ads in "jpg" files and email to Lynne Fritsche at media@qgplano.org.

QUILTS FOR SAMARITAN INN— PAM WALSH

We had our first 8 quilts turned in at the November Guild Meeting. What a great variety of quilts—John Deere, kitty cats, scrappy pulled together with polka dots, and girly flowery pink, to name a few. Thanks to each of these members who are ensuring that a homeless child will be covered by love with his or her own special quilt:

- ◆ Mary Jo Ferril (3 quilts!)
- ◆ Hazel Bailey
- ◆ Marty Crouch
- ◆ Lynne Fritsche
- ◆ Aggie Meszaros
- ◆ Pam Walsh



I hope each of you is planning at least one special quilt to turn in no later than our March guild meeting. For each quilt/pillowcase set turned in, the quilter's name will be entered into our drawing for one of three personalized bags. This bag is great for traveling – leave home with a small flat folded bag, and return home with all those special finds (in my case 22 yards of fabric that I could carry on without an over-weight baggage fee).

A reminder of the guides for these quilts:

- ◆ 40" by 60" (or close to that size depending on your blocks)
- ◆ A coordinating pillowcase (directions available on our website: resources/how to.../)
- ◆ Appropriate for boys or for girls ranging from one to eighteen
- ◆ Binding applied with machine-stitching
- ◆ Permanently adhere one of our "created with love" labels that the guild applies to each community service quilt made. The labels are available at guild meetings, or I will apply the label later if you do not have one.

I have personally talked with the Director of Programs at Samaritan Inn. Although the effort to collect 150 of these quilt sets from the quilt guilds in Collin County is being coordinated by Kiddo Comforts, Samaritan Inn is looking forward to receiving these quilts on a regular basis, beginning March 31st.

Please contact me with any questions or ideas for a simple pattern. pam.walsh92@gmail.com or 817-846-5141

**SPOTLIGHT ON HAPPINESS IS...QUILTING! 217 N. KENTUCKY ST.
MCKINNEY, TEXAS 75069—SHERRY WORLEY**

Happiness is...Quilting! sits on Kentucky St just North of the Courthouse Square in McKinney. The historic setting ties in perfectly with the stated philosophy of owner Laura Kay Houser. In a recent interview she told me, "We try to embrace the historical part of quilting." The shop sits diagonally, across a parking lot and a garden, from the historic Heard Craig House. Such close proximity leads to occasional shared endeavors such as the recent "Quilting on the Porch" where shop staffers demonstrated quilting on the lovely raised porches of the Heard Craig House. The downtown location is as lively as the shop owner and her staff, I never leave without a smile on my face.

Among the unique items you will find at Happiness is imported Dutch Chintz that is a reproduction patterned after 17th century textiles. They also import fabrics from Liberty of London. Along with these special fabrics you will find cottons of all descriptions, including a large selection of reproductions, and a large selection of wool. Laura Kay joked that "the staff sometimes call the store Happiness is...Thread" because of the many types of thread she loves to stock. Threads include YLI silk and Quilting, Prescencia 60wt Cotton, 50wt Aurifil and Robison-Anton Rayon. The truly wonderful threads include Valdani hand dyed Pearl



Cotton, Cosmo hand embroidery, and Genziana wool. For embellishment don't miss the Painter's Threads Collection from The Thread Gatherer. Laura Kay shows her dedication to the community by serving as the Dallas/Ft

Worth coordinator for **Ryan's Case for Smiles** (formerly known as ConKerr Cancer). Pillowcases are donated to several hospitals in the area. Please see the shop website for ways you can get involved and tryout the pattern for making a pillowcase.

Be sure to keep an eye on the website for updates on classes and events. Classes with national teachers are often on the schedule. Events not to be missed include the twice a year Alley Sales and the historical quilt talks by local collector Carolyn Miller. If you like handwork Happiness may well become your home away from home. It is also the perfect place to try out that new Pfaff machine that you have your heart set on owning.

For all these reasons and more **Happiness is...Quilting** was featured in the Fall & Winter 2011 issue of Quilt Sampler Magazine. Take a drive to McKinney and see what Happiness is all about! Website www.happinessisquilting.com, Phone (972) 542-8839

SMALL FRIENDSHIP GROUPS/SEWING BEES—MARTHA DIEHI & MONICA HENDEWERK

Many of the guild's members belong to small friendship groups where they share their love of quilting and have built long lasting friendships. The guild's Beekeepers help guild members form new groups when there are enough interested parties. With the wonderful addition of a significant number of new members this year, and other guild members expressing interest in joining small groups, the Beekeepers have been busy working to make that happen. One new friendship group has already been formed! If you are interested in belonging to a friendship group, please reach out to our Beekeepers, Martha Diehl and Monica Hendewerk, in person at the guild meetings, via e-mail, or by phone (see the Membership Roster on the Members tab at www.gqplano.org). We also encourage you to fill out the questionnaire on the guild website (see the Small Groups page on the Activities tab at www.gqplano.org). It will help you think about what you are looking for in a small group and will help the Beekeepers put you in touch with people who are like-minded and available at the same time you are. A social gathering is being planned for early January.

STOCKING PROJECT— AURORA CHANCY

I want to take a minute to thank all of you who participated in the Soldiers Angels Stocking project. We will be turning in 581 completed stockings and several large boxes of goodies to go in them. The Soldiers really appreciate these. The contact says they will go to San Antonio to be filled and then returned to local VA hospitals. She tells me that the hospital doesn't even provide a lot of basic necessities for these guys and girls.

For those of you who sewed stockings, I have to mention the kit makers, my small group The Needlers, and those ladies (sorry, I don't have your names) who came to Dolores's house in January, and Jane Schwarz and Lizzie Bailey, who helped take up the slack at the last minute. We made 500 kits and I'm pleased that those were all returned and also some from previous years. There are still a bunch of kits out there from previous years. If you complete them and get them to me before Christmas I can still get them to our Vets, just not through Soldiers Angels. I have a contact in McKinney who goes to the hospital almost weekly. We have some volunteers who would like to continue this project, so I will be collecting Christmas fabric in January. Again, the soldiers appreciate your efforts and so do I.


Thanks again.



SUNSHINE AND SHADOWS— PAT WIANT

Congratulations Emma

Carol Long submitted this information about her granddaughter Emma. **Emma Ann Guillen** (10 years old), was recognized at the Murphy City Council on November 3, 2015 for her donation efforts for the local Murphy Police Department. They recognized her for her donation of gift cards in the amount of \$70.00, that each of the 26 police officers in Murphy received from her fund raising efforts. For a period of 4 days, Emma (along with her mom and I) tied blue ribbons around homeowners trees (96 homes), who had donated funds to her Back the Blue effort. We also tied ribbons around the City of Murphy, the police department and the fire department (approximately 100 trees). Through her efforts (<https://www.facebook.com/emmaanngifts>), she raised over \$1,800.00 for the gift cards. The City of Murphy noted her many organizations/individuals that she has raised over \$15,000.00 in a two year period. I am so very proud of Emma and wanted to share this special recognition that she received.



Wishing a Speedy Recovery to Ileana Salzer

Ileana Salzer had a major stroke while visiting family in Colorado. She was in the hospital there for three weeks and is now home in Plano. She is improving daily and has started physical therapy and speech therapy. She is very open to having visitors, and cards or notes from guild members would be greatly appreciated. If you would like to visit Ileana, you can call her husband Ted on their home phone. The number is listed on the website. You can also call Monica Hendewerk at 713-569-8798 to get the phone number. Please call ahead to make arrangements for a visit.

For some who might not remember her, she taught a demo on, "Adding Piping To Your Quilt," at Quilt Plano 2015. Every month she has show and tell quilts to share at the guild meeting.

QUILTING TIPS & TUTORIALS #2—THAT QUARTER INCH!

WHY IS IT SO IMPORTANT???

PAM WINGATE


This is the second of our Quilting Tips & Tutorials! A more detailed version has been posted on the Plano Quilters Guild Website under 'How To' on the Resources Tab for easy referral.

This month is all about that Quarter Inch!

The quarter inch is the standard seam allowance for all types of quilting. It's big enough to hold the patches together and small enough to reduce bulk and save fabric. You'll enjoy your quilting experience so much more when your quilt blocks fit together easily, finish up square, and are easier to quilt because they lay flat. All because of an accurate seam.

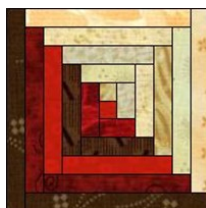
When a Quarter Inch Isn't a

Quarter Inch—When quilters refer to the quarter inch seam allowance they are really talking about a "scant" quarter inch. The term scant means just a thread shy of a 1/4" (see picture). The pressed fold and your thread actually take up a wee bit of space and when you add all the wee bits together it results in blocks being short of their required size.



Scant Quarter Inch

An Example: A log cabin block finishes to 11-1/2" before it is sewn into a quilt. It has 10 seams top to bottom and left to right. If every seam stitched is off by a mere 1/16", your block would be off by... 10 seams X 1/16" = 5/8" or would measure either 10-7/8" if the seam was too big or 12-1/8" if the seam was too small. That's a lot to be off for one block. Yikes!



The solution is simple—pick a seam guide and test for accuracy!

Spending just a few minutes to ensure you have an accurate scant 1/4" can save you hours of frustration from trying to piece a quilt that just won't go together.

Step 1—Choose a Seam Guide—they aren't just for beginners

1/4" presser foot: Most newer machines come with a quarter inch foot, but many older machines do not. If you don't have a quarter inch foot for your sewing machine, it is worth the investment. The quarter-inch foot allows you to line up fabric with the edge of the foot to achieve a quarter-inch seam.



Adhesive: A quarter-inch foot will help your seam allowances, but if you find your seams are still off, you can make a guide with adhesive. To make your own, first lower the feed dogs so that the measuring device will lay perfectly flat, position a ruler on the bed of your machine and slowly lower your needle to the center of the 1/4" mark. Keeping your ruler straight, position the tape along the right edge of the ruler. Build up a ridge with three to four layers of tape for the fabric to butt up against. You can also use Glow-Line tape to mark the quarter-inch seam on your machine. Taping gives you a much longer edge for lining up your fabric.



Step 2 – Check for accuracy

Regardless of what you use for a seam guide, you'll need to do a simple "sewing test" to check for accuracy. It's easy to do.

- ◆ Using fabric from your project, cut three strips - each 1-1/2" wide by about 3-4 inches long. Using different colors will make it easier to see.
- ◆ Sew them together lengthwise using your sewing guide of choice.
- ◆ Press the strip set carefully. Press the sewn unit flat to set the seam, then press the patch open, with seam allowances pressed towards the darker fabric.
- ◆ Measure the center strip. It should measure 1 inch EXACTLY! The whole unit should measure 3 1/2" from side to side.



If the strips are too wide, your seam allowance is too small, increase it. If the strips are too narrow, your seam allowance is too big, reduce it.

Adjust the tape or move the needle (if your machine has this option) until your measured strips are accurate.

Taking a little time to test your seam allowance will save you hours in the long run so if you haven't been doing this test – try it, you'll like it!

Sapphire Quilting
Since 1998

Pantograph & Custom Quilting

by Lynne Haley

Award Winning Quilter and
Certified Instructor

McKinney, Texas
214-578-3964
info@sapphirequilting.com
www.sapphirequilting.com

**OCTOBER CASH FLOW
COMPARISON—CAROL LONG**

Bank Balance	92,903.01	
INFLOWS		
Administrative: Bank Interest	5.45	
Media: Newsletter Ad	25.00	
Membership: Membership Dues	55.00	
Programs: Workshop	(65.00)	
TOTAL INFLOWS	20.45	
OUTFLOWS		
Community Service: Service Quilts		
Supplies	9.72	
Programs: Donations	50.00	
Programs: Facilities Rent	100.00	
Programs: Speaker Lecture	150.00	
Programs: Speaker Meals & Per Diem	93.92	
Programs: Speaker Travel Expense	178.82	
Programs: Workshop Facility Rent	110.00	
Programs: Workshop Teacher Fees	1,125.00	
TOTAL OUTFLOWS	1,817.46	
Bank Balance 10/31/15	91,106.00	
Bank Balances	<u>09/30/15</u>	<u>10/31/15</u>
Operating Account	28,746.72	26,944.26
Money Market Account	<u>64,156.29</u>	<u>64,161.74</u>
	92,903.01	91,106.00

**COMMUNITY SERVICE—
LADAWN DALLEY**

I was thrilled with the response for our donations this month! Aurora Chancy took lots of bags and boxes of toiletries to fill all the stockings you turned in to give to Soldier's Angels. I took several boxes of diapers and other donations for the student aged parents of PISD. This was all in addition to the quilts I have been labeling and washing and preparing for delivery to the Children's Advocacy Center, My Friend's House, and the Rape Crisis Center!

I am sure that many people's holidays will be made brighter by your generous offering of time and talents!

Happiness Is...QUILTING!
217 N. Kentucky, McKinney, TX 75069
972-542-8839
Shop Hours: Mon-Sat 10-5 & Thurs 10-7

**Come to our After
Market Show & Tell**

Wednesday, Dec. 2
12 pm or 5:30 pm
\$10/person
Includes meal
Door Prizes!!

Patience Griffin
will autograph her
4th book, The
Accidental Scot
Sat., Nov. 28
10 am

"The Happiest Little Quilt Shop in Texas!"
www.HappinessIsQuilting.com
info@HappinessIsQuilting.com

USING THE WEBSITE—LYNNE FRITSCHÉ

Last month's article was about how to log on to the website and how to change your password or other information. Those procedures, as well as this month's article, are available in a handout at the membership desk at each guild meeting.

In addition to information about all the guild activities and access to members' directory information, another important function of the website is to keep a record of each member's volunteer hours.

How to report your volunteer hours:

- ◆ Log in to the website at www.qgplano.org.
- ◆ Point to the "Members" tab and click on "Report Volunteer Hours" from the dropdown list.
- ◆ Under "category", choose the category for the time that you spent.
- ◆ You can enter each day's time individually or you can enter a block of time all on one day. The

total time is the important part. For example, if you volunteered eight hours over the course of a week, you can enter today's date with a start time of 00:00 (midnight) and an end time of 08:00.

- ◆ (Optional) Enter a brief description, such as "sewing," "selling raffle tickets," "auction mini-quilt," etc. This is helpful if you can't remember whether or not you've reported something.
- ◆ Click "Submit Hours" and your latest entry will show up in the box at the bottom.
- ◆ If you see that you made a mistake, you can delete the entry and start over, or you can go to "Edit Hours" from the Members tab and change the incorrect part, then click "Chg".

If you are having trouble, please email questions to Lynne Fritsche at webmaster@qgplano.org.



MEMBERSHIP NEWS—MARY SHANNON

Reminder: It is now time to renew your membership. Renewing early is only \$25, which is a \$5 discount, but the price goes up to \$30 in January. Any person may attend two meetings of the Guild as a guest, however, further attendance requires payment of the annual dues. Family membership is \$10 per additional family member. Family members are defined as a second adult in a household, any children under 18 in the household, and all grandchildren under 18.

November New Members:

Judy Hilderbrand Jane Schwarz
Lisa Robertson

November Guests:

Ed Skoritowski Angie Simkins
Pamela Hansen Joyce Bagley
Linda Franklin Darlene Watson
Leslie Lambeth Cathy Miller
Gloria Barnes Thelma McCord
Arleen & Jorie

November Door Prizes:

- ◆ Lut DeMuelder
- ◆ Bernina of Plano (3)
- ◆ Quilt Asylum - McKinney
- ◆ Old Craft Store – Carrollton
- ◆ Quilters Connection – Dallas

- ◆ Quilt Country – Lewisville
- ◆ Members (3)

Remember to “thank” and support all of our generous shops for their door prize donations to the Guild.

Hospitality: Martha Jones

Any new (or old) members who would like more information on the Guild activities see Martha at the membership table. She has information available and will explain the various committee activities at the meetings.

December Birthdays

Mary Skoritowski	12/03
Mary Shannon	12/05
Jill Isakson	12/07
Joan Bolesworth	12/08
Pamela Carroll	12/08
Emily Armstrong	12/11
Julia Haun	12/11
Paula Washler	12/14
Elizabeth Waltrip	12/16
Mickie Warrington	12/20
Aurora Chancy	12/22
Ginny Cherry	12/22
Sharon Schenke	12/23
Kaye Dunn	12/27

GUILD ACTIVITIES—DONNA PETRICK

The guild challenge that Linda Neal has led this past year is coming to an end. I hope you are keeping up. Personally, I’m a little behind but have great plans to get caught up soon. The quilts I’ve seen and heard about are so exciting. Can’t wait to see the finished projects. The last border treatment is posted on the web site. If you did not attend the November meeting to hear the explanation, please check out the challenge on the web site.

2016 Retreat is moving right along. We now have 37 people signed up to attend. Current balances are posted on the web site under guild activities, retreat, payments. Please look at yours to see your balance. Final payments will need to be made by the January 2016 meeting.

Several of us recently made a trip to the Hilton Garden Inn between Sherman and Denison to check it out for both Plano and McKinney retreats. It’s a beautiful hotel with nice accommodations.

Julie Brooks will post some pictures of the rooms in the near future. In the ball room, we will each have a 3’ x 6’ table with enough space between table groups to set up your side table. The chairs are padded, but you still may want to bring your own sewing chair. We will have a couple of cutting stations and a couple of ironing stations set up to share. There is also room to tape up flannel boards in order to have some design walls. We don’t plan to assign a seating chart and hope to accommodate the small groups that want to sit together. But remember, this is a great time to meet other members and get to know them.

Programs currently have two 2016 workshops scheduled for the game building, one for February and one for June. We will have a Friday, Saturday and Sunday day retreat in conjunction with the workshops. More information to follow. I’ll pick dates for a couple of Monday, Tuesday, Wednesday day retreats later.

UPCOMING PROGRAMS—PEGGY BURRELL, DENA SMITH & LISA OWNBY

Our December Meeting will be a Christmas Party. Please bring a white elephant gift from your quilting room. Something you no longer need but someone else might make good use of. Wrapping can be simple or put it in a bag. There will be some quilts to view and some snacks to share. Please join us.



Our January Program will be Linda Neal and Jackie Brown *The Fab Five: Five Fabulous Award Winning Quilts*

January workshops will be quilting on your domestic sewing machine.

Jackie Brown will teach the step-by-step process of domestic machine quilting, starting with a 16x16 quilt to make a beautiful design. She has many tips that will take the frustration out of machine quilting.





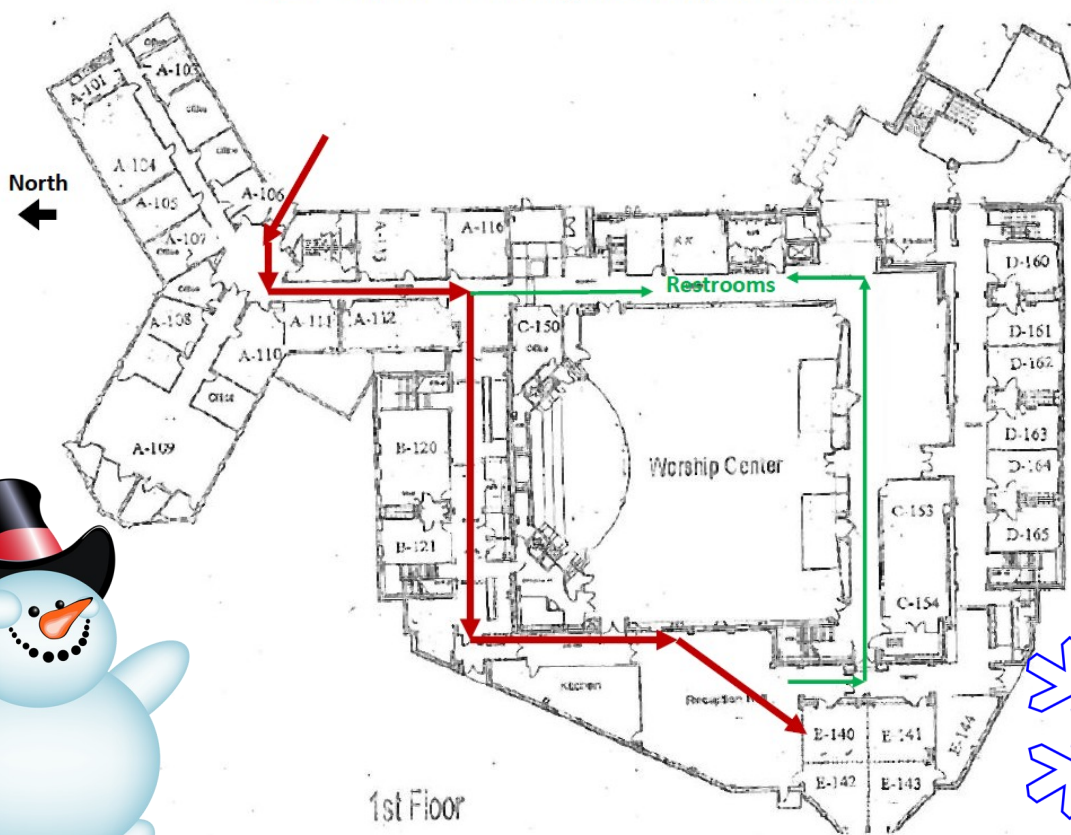
- ◆ **Friday January 15th** will be *Creative Domestic Machine Quilting 1*
- ◆ **Saturday January 16th** will be *Creative Domestic Machine Quilting 2*

You may take workshop 2 without workshop 1 if you have experience with free-motion quilting.

Please note that unlike other workshops these will be limited to only 15 people per class so sign up early.



QGP Class - Parkway Hills Baptist Church



NOVEMBER BOARD MEETING MINUTES—PAM CARROLL

The meeting was called to order at 6:30 p.m. by the president Pam Walsh. In attendance were Pam Walsh, Pam Carroll, Carol Long, LaDawn Dalley, Lynne Fritsche, Mary Shannon, Pam Wingate, Peggy Burrell, Dena Smith, Lisa Ownby, Rose Davis, Tina Connolly, and Pat Fowler.

A motion was made by Dena Smith and seconded by Lisa Ownby to accept the September board meeting minutes. Motion carried.

A motion was made by Lisa Ownby and seconded by Pam Wingate to accept the September year-end financials. Motion carried.

Treasurer Carol Long asked that we use existing categories for expenditures. The President said that a chairperson must approve all expenses and sign the expense requisition. Large unbudgeted items should be brought to the board for approval.

Programs: The Christmas party will be December 10th at the church. There will be a short trunk show with 10 members bringing a first and recent quilt. There will also be a White Elephant exchange and light refreshments served. Carol Long will coordinate the food/beverages. Rose Davis and Tina Connolly will be in charge of the table decorations. Creative Cottage requested that they be promoted at the meeting. It was decided that their request be denied.

Quilt Plano 2016 rollout will be introduced at the May meeting including demos from the quilt show.

There will be no July workshop because we do not have a place to meet.

Dena Smith was asked to email info on speakers to the board. Lynne said she will need a supply list for the January workshop soon. The time for the November workshop was discussed. Setup time will be 8:30 a.m. to start 9:00 a.m.

Membership: Mary Shannon discussed the new member brochures. Pam Walsh said she would bring her the final printed copies. The Guild's Facebook page was discussed. Pam Wingate, Rose Davis, and Lynne Fritsche will present ideas to the board on how better to use Facebook since it represents our guild.

Community Service: LaDawn Dalley reported that Lizzie had moved and would not be doing the Christmas stockings. Unless someone volunteers to take it on, it will not be continued. All finished

stockings must be collected at the meeting in November.

Plano ISD has asked for baby supplies. Also, they asked for mini-quilts or something to auction off for cash. Pam said that once a year LaDawn could hold a quilt back of good quality to give to them at her discretion. She said this is the first month to collect the Samaritan Inn quilts.

Education: Pam Wingate reported on our booth at the Plano International Festival. We had three hundred crayon and red-work blocks for children to color. These will go to the Wednesday group to put together. Pam will soon give a presentation at the Isaacs Preschool. She discussed ideas for future newsletter articles.

Guild Activities: Pam Walsh reported for Donna Petrick regarding the final border of the Do-It-Yourself Round Robin Challenge. The last border will be rolled out next month by Linda Neal.

Media: Lynne Fritsche reported that she had added a "how to" page on the website's Resources tab. She will add info on Samaritan Inn quilts on the Community Service page. In next month's newsletter she will discuss how to log volunteer hours. To prevent any future emails from going out to "everyone," Lynne will remove the "select all" option on the site.

Pam Walsh said we need to remind the members that if they have not renewed their membership yet the renewal price for will be \$30 beginning January 1, 2016.

Pam Walsh reported for Pat Wiant that **TAQG** now has a full board.

Pam Walsh said if members will contact her with a concern about comments made by a speaker, she will discuss them with that speaker.

Quilt Plano 2016: Rose Davis reported that all show committees are filled except door prizes. A shadow is needed for the Vendor Committee as Donna and Dolores are stepping down next year.

Rose said that the internet at the Plano Center is public domain and therefore not secure. Wiring is for speed only and is not encrypted, and vendors need to understand this. The problem with quilts falling and how this can be prevented were discussed. Photos of the raffle quilt will be done soon so promo materials can be started.

(Continued on Page 12)

NOVEMBER GENERAL MEETING MINUTES—PAM CARROLL

Pam Wingate presided in the absence of the president, Pam Walsh. She called the meeting to order at 6:45 p.m.

A motion was made by Aurora Chancy and seconded by Aggie Meszaros to accept the minutes of the October meeting as written. Motion was approved.

A motion was made by Aurora Chancy and seconded by Peggy Burrell to accept the treasurer's report. Motion was approved.

Pam Wingate said the guild is still collecting quilts for Samaritan's Inn. Anyone donating a quilt will have their name entered in a drawing to win one of three customized bags.

Linda Neal announced the next border for the continuing DIY Round Robin quilt challenge.

Donna Petrick said she had visited the retreat hotel and that Sandy Buttine will be looking into the food for the retreat.

Valerie Salter is collecting mini-quilts for Quilt Plano 2016. She encouraged members to donate mini-quilts.

Mary Shannon introduced five new members and ten guests. Door prize drawings were then held.

Show and Tell was held with many participants.

The meeting was adjourned at 7:30 p.m. The program by RaNae Merrill followed.

(Board Mtg. Min. Continued from Page 11)

Other Business: Proper procedures were discussed to ensure that the door prizes get to Mary Shannon before the meetings so the donors would receive proper recognition.

Rose Davis said we might consider making donations to local charities. Carol Long will get information for our next meeting on Emily's Place to discuss purchasing a sewing machine for their use.

The meeting was adjourned at 8:20 p.m.

SPECIAL CALLED MEETING OF THE BOARD OF DIRECTORS—PAM CARROLL

The meeting convened at 6:30 p.m. In attendance were Lynne Fritsche, Pam Wingate, Pam Carroll, Rose Davis, Dena Smith, Carol Long, Donna Petrick, and Peggy Burrell.

The purpose of the meeting was to discuss the resignation of the existing president, Pam Walsh, and elect a new one. Discussion followed on possible candidates. Donna Petrick made a motion to nominate Pam Wingate. Carol Long seconded the motion and it passed with no opposition.

The meeting was adjourned at 8:15 p.m.

