

Quilters Guild

November 2015



of Plano, Inc.

Volume 33, Issue 11

INSIDE THIS ISSUE

The President Says	1
Inside This Issue	1
Guild Officers and Committee Chairs	2
AD Rates	2
Samaritan Inn Challenge	2
Spotlight on "Sew Let's Quilt It Quilt Store	3
Community Service	4
September Cash Flow	4
Using the Guild Website	5
Happy Sew Year AD	5
Quilting Tips & Tuts	6
October Board Mtg. Minutes Continued	6
Save The Date Quilt Show	6
TAQG Report	7
Sapphire Quilting AD	7
Happiness is Quilting AD	7
Membership News & Birthdays	8
Guild Activities	8
Upcoming Programs	9
October Board Mtg. Minutes	10
October General Mtg. Minutes	11
Year End Financial Report	12

The President Says...



***"What happens at retreat,
stays at retreat"...***

Well, sort of. How many of you have NEVER been to a Quilt Retreat? Well, if you answered "yes," you are missing out on one of the best parts of being a quilter. I have lots of great memories collected at quilt retreats over the years. And some of those have turned into stories that DO get shared after retreat. Think about (and build your own back story)

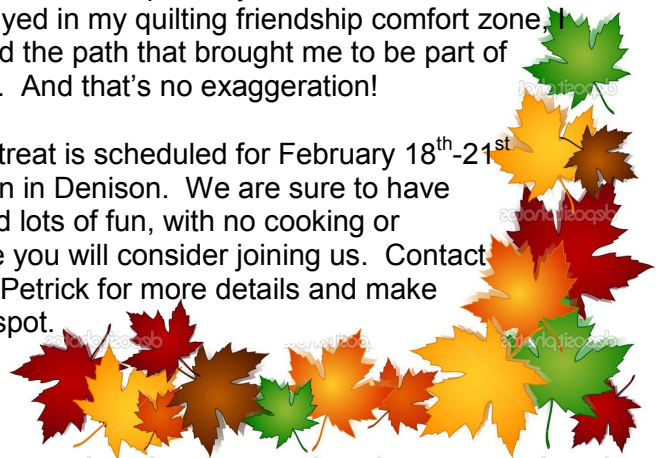
- ◇ Taking the gravel road "short-cut" to the retreat location,
- ◇ The challenge quilt inspired by Raul,
- ◇ Line dancing with the frat boys (optional, of course),
- ◇ Laura Kay and her funky monkey mask.

Yes, each of these happened, and is a now fond memory of a guild retreat gone by.

Even though I enjoy retreating with my small group and other special quilting friends, I never miss the annual Guild Retreat. Why? ... you might ask. Because it's the time to get to make new friends and become better friends with other guild members. These friends then become part of my broadening horizons, whether it be to try a new quilting technique or to be inspired by someone else's life journey. If I always stayed in my quilting friendship comfort zone, never would have found the path that brought me to be part of Quilters Guild of Plano. And that's no exaggeration!

The 2016 Guild Retreat is scheduled for February 18th-21st at the Hilton Garden Inn in Denison. We are sure to have lots of quilting time, and lots of fun, with no cooking or cleaning duties! I hope you will consider joining us. Contact Julie Brooks or Donna Petrick for more details and make a deposit to hold your spot.

Pam Walsh,
President QGP



VISIT OUR WEBSITE AT: www.qgplano.org

GUILD OFFICERS & COMMITTEE CHAIRS

OFFICERS

PRESIDENT	PAM WALSH
VP FINANCE	CAROL LONG
VP MEMBERSHIP	MARY SHANNON
VP PROGRAMS	PEGGY BURRELL DENA SMITH & LISA OWNBY
VP COMMUNITY SERVICE	LADAWN DALLEY
VP EDUCATION	PAM WINGATE
VP GUILD ACTIVITIES	DONNA PETRICK
VP MEDIA	LYNNE FRITSCHÉ
SECRETARY	PAM CARROLL
QUILT SHOW 2016	ROSE DAVIS

COMMITTEE CHAIRS

BEE KEEPERS	MARTHA DIEHL MONICA HENDEWERK
CHRISTMAS STOCKINGS	
DOOR PRIZES	LUT DEMEULDER
EDUCATION—CHILDREN	PAM WINGATE
EDUCATION—SENIORS	MINDY MYINT AURORA CHANCY
EDUCATION—ORGANIZATIONS	KENA LESZCYNski-YOUNG
GRAPHIC DESIGNS	ROSE-CLAIR FLETCHER
GUILD RETREAT	JULIE BROOKS SANDY BUTTINE & DONNA PETRICK
HISTORIAN	AURORA CHANCY
HOSPITALITY	MARTHA JONES
INVENTORY CONTROL	CAROL SURRELLS
NEWSLETTER EDITOR	PAT FOWLER
NINE PATCH	DEBBIE SEHER
SERVICE QUILTS	DONNA PETRICK & THE WEDNESDAY GIRLS
SHOW'N TELL	
SUNSHINE AND SHADOWS	PAT WIANT
TAQG	PAT WIANT
TREASURER	CAROL LONG
WEB E-MAIL	TINA CONNOLLY
WEB MASTER	LYNNE FRITSCHÉ

COMMON THREADS AD RATES

Half Page:	Quarter Page:	Business Card:
1 month = \$40	1 month = \$25	1 month = \$15
3 months = \$90	3 months = \$60	3 months = \$35

Please make ads in "jpg" files and email to Lynne Fritsche at media@qgplano.org.

PRESIDENT'S CHALLENGE TO BENEFIT SAMARITAN INN—PAM WALSH

Samaritan Inn is the only homeless shelter in Collin County. In 2014, the Inn served 624 residents; 218 of them were children.

Located in McKinney, the Inn provides a no-cost, safe and clean place to live while the residents regain their dignity and independence. Living areas for men, women, and families are separate. The facility includes a dining room, playroom, computer lab, classrooms, a chapel, a playground and a kennel for residents' pets. The Inn serves 3 meals daily, provides personal hygiene products, free laundry, haircuts, over-the-counter medicines and vouchers for other services, including day care and transportation. Residents attend a variety of classes and meet one-on-one with their professional caseworker to develop an individualized action plan and goals for their success. Residents who gain full-time employment, complete Financial Peace University, and achieve their savings goals can apply for transitional housing, which supplies a fully-furnished apartment with a stair-step to help readjust to market rates and independent living responsibilities.

The Quilt Guilds of Collin County have received a special request from Kiddo Comforts on behalf of Samaritan Inn for 150 quilts for the children that they serve. Each quilt will be given to a child to be used while living at the facility. The quilt belongs to that child to take with him or her when the family leaves Samaritan Inn. Kiddo Comforts, a non-profit that focuses on children in distress, will deliver each quilt marked with the child's name, after receiving requests from the caseworkers for new resident children.

The request is for quilts appropriate for boys or for girls ranging in age from one to eighteen. The quilt size should be approximately 40" by 60" and it should be accompanied by a coordinating pillowcase.

As announced at the October Guild meeting, participants will be included in a drawing at the end of the challenge on March 31st to win one of three customized bags.

Sew Let's Quilt It

7989 Belt Line Road, Suite 170, Dallas TX 75248
Phone 972 661-0044

Owner Patty Kopeck manages to offer something for everyone in her 1200 square foot shop. Sew Let's Quilt It underwent an enlargement renovation last year thus allowing space for additional merchandise. She stocks approximately 1,000 bolts of fabric that include our favorite 100% cottons, pre-cuts, batiks, wide backings, flannel and Minkee/Cuddles. There are also plenty of notions, including Superior threads, Creative Grid Rulers, books, patterns, and even purse and bag accessories. This is truly a one stop shop. You can get all of your fabrics, patterns, and notions then when your top is finished you can get instruction on how to load and operate a longarm quilting machine and rent time to quilt your own quilt. Patty also offers Longarm Quilting Service and Memory Quilt/T-Shirt Quilt Service. *(Don't tell anyone I said so, but I find great fabrics in the sale area...I scored over 30 yards for Community Service on my trip to interview Patti.)*

One of the things I like best about this store is the fantastic level of Customer Service. Patty describes her store as, "small but effective". She and her staff "always try to be helpful", they always "want the customer to be happy with the process of what they are doing".

For a relaxed quilting experience, try the Wednesdays or 3rd Saturday Sit & Sews. This is a fun time for sharing the quilt making experience



with friends. No Reservations are required, just show up and have fun.

Farm Girl Vintage, by Lori Holt, is a new block of the month that will be starting soon. Your monthly kit will contain enough fabric to complete one large or two small blocks. You can save your scraps and make even more blocks. Also coming soon, keep an eye on www.sewletsquiltit.com for links to a Moda block swap of patterns and lessons.

It was a pleasure to spend some time in the shop with Patty. Please stop by to visit the store and tell Patty that you are a member of the Quilters Guild of Plano and that Sherry says "Hi!"

We are very fortunate to have many quality quilt shops in our area. I hope that the articles you find in this column will introduce you to some new favorite stores and reconnect you with many old friends.



Happy Thanksgiving Day!

**COMMUNITY SERVICE—
LADAWN DALLEY**

I love seeing the gorgeous quilts you all make for community service! Those that receive them are so appreciative! I get the best reactions from the rape crisis center. I deliver to the same person each time, (which is rarely the case with our other organizations), and she always tells me how beautiful they are and what a difference they make for the victims who receive them. This last month when I stopped to drop off 16 quilts and 7 afghans, she told me they had run out of our quilts, and the nurses at the hospital were calling and asking when they would get more! Never doubt that your efforts are appreciated!

If you want to know about our different charities, the information is all under the community service tab on the website!

A couple of requests: our new Stocking Project chair has worked really hard to get a bunch of kits ready for sewing. I hope you were able to pick up a few at the meeting. If not, I'm sure you can call Lizzie Bailey and make arrangements to pick some up! We need to have them finished and turned in at the November meeting, so that Lizzie can get them to Soldier's Angels before December. Also, that would be the time to bring any small, unopened toiletries, gift cards, phone cards, socks, etc to help with "stuffing." Anything that can fit in a stocking and would be appreciated by our returning veterans.

Also, twice a year we donate a few small quilts and baby supplies to the PISD Student Parent program for their Christmas and graduation parties. At these parties, the students can "purchase" baby supplies with points they have earned throughout the year. If you wish to donate any baby supplies, please bring them to the November meeting. These can be anything from car seats to small new toys.

So, in conclusion, for the November meeting, please bring: any quilts or community service kits you have finished, completed stockings and any stocking stuffers, and any baby supplies you wish to donate!

As always, thank you so much for the work you do for our community. If Christmas time makes you sad, we have a saying in our house: "Forget yourself, and go to work!" "Work" meaning service to others. You will be amazed at how quickly your Christmastime blues turn into real joy!

**SEPTEMBER CASH FLOW
COMPARISON—CAROL LONG**

Bank Balance	90,268.54
--------------	-----------

INFLOWS

Administrative: Bank Interest	5.16
Media: Newsletter Ad	140.00
Membership: Membership Dues	1,575.00
Programs: Day Retreat	70.00
Programs: Workshop	485.00
Quilt Show: Mini Quilts	637.87
Quilt Show: Show Products	32.32
Quilt Show: Sponsorship	250.00
Quilt Show: 2016 Sponsorship	1,000.00
Quilt Show: Vendor Booth	82.00
Retreat Fees Collected	<u>662.50</u>

TOTAL INFLOWS	4,939.85
----------------------	-----------------

OUTFLOWS

Administrative: Bank Fees	(25.60)
Administrative: Supplies	41.98
Administrative: TAQG Rally Day Gifts	38.77
Community Service: Service Quilts Supplies	272.56
Community Service: Yarn Expense	47.11
Programs: Speaker Lecture	400.00
Programs: Speaker Meals & Per Diem	15.26
Programs: Speaker Travel Expense	114.13
Programs: Supplies & Equipment	11.14
Programs: Workshop Facility Rent	290.00
Quilt Show: Mini Quilt Expenses	17.64
Quilt Show: Other	32.89
Quilt Show: Postage & Supplies	(4.80)
Retreat Fee Expense	<u>1,054.38</u>

TOTAL OUTFLOWS	2,305.38
-----------------------	-----------------

Bank Balance 09/30/15	<u>92,903.01</u>
-----------------------	------------------

Bank Balances	<u>08/31/15</u>	<u>09/30/15</u>
Operating Account	66,117.41	28,746.72
Money Market Account	<u>24,151.13</u>	<u>64,156.29</u>
	90,268.54	92,903.01

USING THE WEBSITE—LYNNE FRITSCHÉ

There is a wealth of information on our website, and I hope you will explore it. Most of the content there does not require you to log in. However, accessing the membership directory and recording your volunteer hours both require that you log in as a member. I know a number of people have had trouble with this process, so here is a step-by-step procedure to get you started.

How to log in to the website:

- ◇ Go to www.qgplano.org
- ◇ On the left side of the page, enter your user id and password, then click Login.
 - ◇ If you are a new member, your user id and password were emailed to you when you joined.
 - ◇ If you joined the guild before August 2014, you probably did not receive an email. Your user id is the first letter of your first name, followed by your last name. (For example, the user id for Jane Doe is jdoe.) Your password is password, unless you have logged on before and changed the password.
- ◇ If you get an error message and cannot log in, you will see a page with two boxes. If you have forgotten your id or password, use the second box to enter your email address. The system will automatically send you an email telling you your

- ◇ current ID and password, and it will show you a page saying "Your message has been sent." If you do not see the page with that message, you may have entered an incorrect email address.
- ◇ If you still cannot log in, send an email to webmaster@qgplano.org for help.
- ◇ Once you have successfully logged in, please change your password – whatever you want it to be, something that you can remember (but not password!).

How to change your password:

- ◇ Log in to the website.
- ◇ Go to the membership roster (on the Members tab).
- ◇ Click on your name
- ◇ Click on Change Information
- ◇ Replace the black dots in the Password box with your new password
- ◇ Review the other information on the page and change anything that is not correct (address, phone, etc.).
- ◇ Click on Update Record (near the bottom). You're done!

If you are having trouble, please email me with questions at webmaster@qgplano.org .

Heart of Texas One Stop Shop Hop Presents:
Happy Sew Year!
January 8 & 9, 2016
Friday 10 to 5 & Saturday 10 to 4
Shop 40 + Quilt Shops Under One Roof
Plus the "Scissor Man"
Waco Convention Center
100 Washington Ave
Waco, Texas
Admission \$6 for 12 yrs and up

QUILTING TIPS & TUTORIALS—EASY QUILT BORDERS ALSO KNOWN AS: A FLAT QUILT IS A HAPPY QUILT!—PAM WINGATE

Welcome to the very first of our Quilting Tips & Tutorials! This will be a regularly occurring feature in the newsletter but you will also be able to find more detailed versions of the Tips & Tutorials posted on the Quilters Guild of Plano website under 'How To' on the Resources Tab for easy referral. This month provides an easy way to apply borders and keep your quilt flat & happy!

A common problem with borders is when they have stretched larger than the pieced quilt top, creating a "ruffled" look and extra fullness. This happens when borders are added to a top without measuring, and are sewed to the top, then trimmed to length. This problem gets worse the more borders you have on a quilt! Here's a quick step-by-step method that works with 'I' borders where the vertical borders are added first, followed by the top and bottom horizontal borders or 'H' borders where the horizontal borders are sewn first.

Step 1: Lay your quilt center on a flat surface, usually the floor, smoothing without stretching. Lay 2 lengths of prepared borders across the quilt vertical, keeping the 2 layers together.



Step 2: Slide a cutting mat under the fabric and cut slightly off the edge of the quilt (do not cut the quilt!) using the ruler to make a right angle cut off the border. Carefully

slide out the mat and repeat on the other side of the quilt.

Step 3: *This step is important!* Pin the border strips to the vertical sides of the quilt, matching the ends and centers, and easing any fullness, if necessary. Sew using a 1/4" seam and press seam allowances towards the border.



Step 4: Lay the quilt on a flat surface again, smoothing without stretching. Lay the prepared border across the horizontal middle of the quilt top and repeat **Step 2**, cutting the border to the width of the quilt top which includes the just-added borders. Again, do not cut the quilt when trimming the border, trim slightly off the edge.

Repeat **Step 3** - pin and sew borders to top and bottom horizontals and press.



All done!

Repeat steps 1-4 for each border that is applied.

Easy peasy!

(Board Meeting Minutes Continued from Page 10)

Quilt show: The dates for the 2016 show are August 12 & 13. These should be put in everyone's calendar.

TAQG: Pat Wiant reminded the Board that the two major events put on by TAQG are Rally Day in July and the November program giving information about available speakers. TAQG is experiencing difficulty recruiting officers. There will be a meeting tomorrow, and Pat will report to us what is decided.

Pam asked if there was any other business. There was none, meeting was adjourned at 7:30 p.m.



TEXAS ASSOCIATION OF QUILT GUILDS—SHERRY WORLEY

TAQG was successful in getting nominations for their 2016 Executive Board. Most nominees are new to the Executive board so will be bringing some new ideas. Pat and I look forward to serving with them.

If you are interested in presenting yourself as a Guild Lecturer, Workshop teacher, or Retreat Center at the TAQG Speakers Forum please contact Charna Gray at charnagray@live.com for more information. You can also check the website taqq.org for the form (please look under the forms tab). The TAQG Speakers Forum will be held on November 17th at Garden Ridge Church of Christ 102 N. Garden Ridge Blvd., Lewisville, TX 75067. The TAQG meeting will start at 10:00 a.m. and the Speakers Forum will start at approximately 1:00 p.m. This is a great opportunity for Program Chairmen to meet and interact with potential speakers that they would like to hire. It is a great opportunity for all concerned.

Speaking of taqq.org...there are some changes that will be starting in January. TAQG is starting a resource section where you will find pages of information about area teachers and lecturers. Each teacher that wishes to be highlighted will have a page of their own with contact information, photos, lecture and workshop descriptions and more. Our own Linda Neal will be the first to appear. If you would like to add your information to this new resource please contact Pat Wiant or Sherry Worley for more information. This is an area of the website that is under development and will be added to as information is available.

TAQG is encouraging all of its Member Guilds to post information on the TAQG Calendar. At this point not a lot is available, but we hope more Guilds will take advantage of the opportunity. The goal is to have a place to see when other guilds are meeting and when they have workshops.




Sapphire Quilting
Since 1998

Pantograph & Custom Quilting

by Lynne Haley

Award Winning Quilter and
Certified Instructor

McKinney, Texas
214-578-3964
info@sapphirequilting.com
www.sapphirequilting.com



Happiness Is...QUILTING!
217 N. Kentucky, McKinney, TX 75069
972-542-8839
Shop Hours: Mon-Sat 10-5 & Thurs 10-7

Thank you for your
support of ConKerr
Cancer!

Please note our name change
– Ryan's Case for Smiles –
helping children with life
changing illnesses to feel
better!

Did you know
we are now an
authorized Pfaff
dealer?

"The Happiest Little Quilt Shop In Texas!"
www.HappinessIsQuilting.com
info@HappinessIsQuilting.com

MEMBERSHIP NEWS—MARY SHANNON

First, I would like to thank Donna for all her help and patience teaching me how to do membership. Believe me it was a big job and she's not done yet!

Reminder: It is now time to renew your membership. Renewing early is only \$25, which is a \$5 discount, but the price goes up to \$30 in January. New membership cards, for those who have already joined or renewed should be available at the November Guild meeting.

Unfortunately, Kathy Hook has had to resign as Bee Keeper due to health reasons. Anyone who is interested in joining a Bee or wants to start a new one, please contact me until we find a replacement.

New member in October: Barbara Snyder (barbara.snyder@gmail.com). Guests at October meeting were: Ed Skoritowski and Glenda Schmidt

Thank you, Aggie, Julie and Marty for helping out with hospitality.

November Birthdays:

Lucille Lim	02/11
Terry Reisinger	03/11
Lynne Haley	04/11
Marcia Shurtleff	04/11
Margaret Neyman	06/11
Victoria Wilshire	08/11
Victoria Dean	10/11
Janet Gould	11/11
Jeanne Smith	13/11
Lisa Terry	17/11
Liz Edwards	18/11
Sue Dexheimer	19/11
Pamela Crocker	20/11
Becky Hughey	20/11
Carol Surrells	22/11
Virginia Braley	24/11
Vicki Maloney	24/11
Katherine Simpson	26/11
Madelyn Beachboard	27/11
Rose Davis	27/11
Saler Axel	30/11

GUILD ACTIVITIES—DONNA PETRICK

Linda Neal and I hope everyone is busily working on your border challenge. Linda will announce *Border 6* at the November meeting. We will then have some time to complete the total project. That deadline will be announced later. Look at the web site if you need to see which border is in what order. The blocks/quilts I have seen are beautiful. Can't wait to see them all finished.

In case you haven't heard about the February 2016 guild retreat, please check out the web site under guild activities, retreats. Lots of planning is happening to help you enjoy being with a neat group of women who enjoy quilting as much as you do. You can still send in a deposit. The balance of your payment will need to be paid by the guild meeting on January 14th, 2016. Prices are \$275 per person for a 2 person room or \$425 for a single room. You may arrive on Thursday, February 18th at 10:00 a.m. and plan to leave by 4 p.m. on Sunday, February 21st. So far, we have 29 people signed up, but we can take up to 40 with no problem. The hotel will probably

accommodate us if we come up with a few more. We will have a fun time—you can participate in activities or not, your choice. This retreat is closer to home; we are back in a hotel so you don't have to go outside each day; it has very nice amenities; and the food is good. Happiness is ...Quilting will again be our in-house shop. Plan on coming to retreat to join in the fun.

I haven't yet picked any dates for another day retreat in 2016. The workshop in July was well attended and everyone seemed to be pleased. The day retreat that was with our workshop on October 8th thru 11th was not well attended by people not in the workshop. The board has said I can book a couple more to see about the response. I'll work on dates to see what we can get. Seems like the Monday, Tuesday, Wednesday retreat works best for people. Will probably work on that time period. These retreats are really great for getting a lot done yet getting to sleep in your own bed.

UPCOMING PROGRAMS—PEGGY BURRELL, DENA SMITH & LISA OWNBY

RaNae Merrill will be our speaker in November. RaNae Merrill is an award-winning quilter, author and teacher. Her unique "spiral" quilts have appeared in national shows and magazines, and her two books "*Simply Amazing Spiral Quilts*" and "*Magnificent Spiral Mandela Quilts*" have become quilting classics.



professionally, has begun playing again, and is working toward some performing goals. She would like to have the opportunity to practice while she is here for our meeting and workshops. She would like to practice before the evening meeting on 11/12 and after the workshop on Friday (11/13). She might also want to practice on the 10th & 11th too, if possible.



Workshop—Friday, November 13th,
8:30 a.m. at Plano Centre
RaNae Merrill—*Spirals Boot Camp*

Workshop—Saturday, November 14th,
8:30 a.m. at Plano Centre
RaNae Merrill—*Magic Mirror Mandala Quilt*



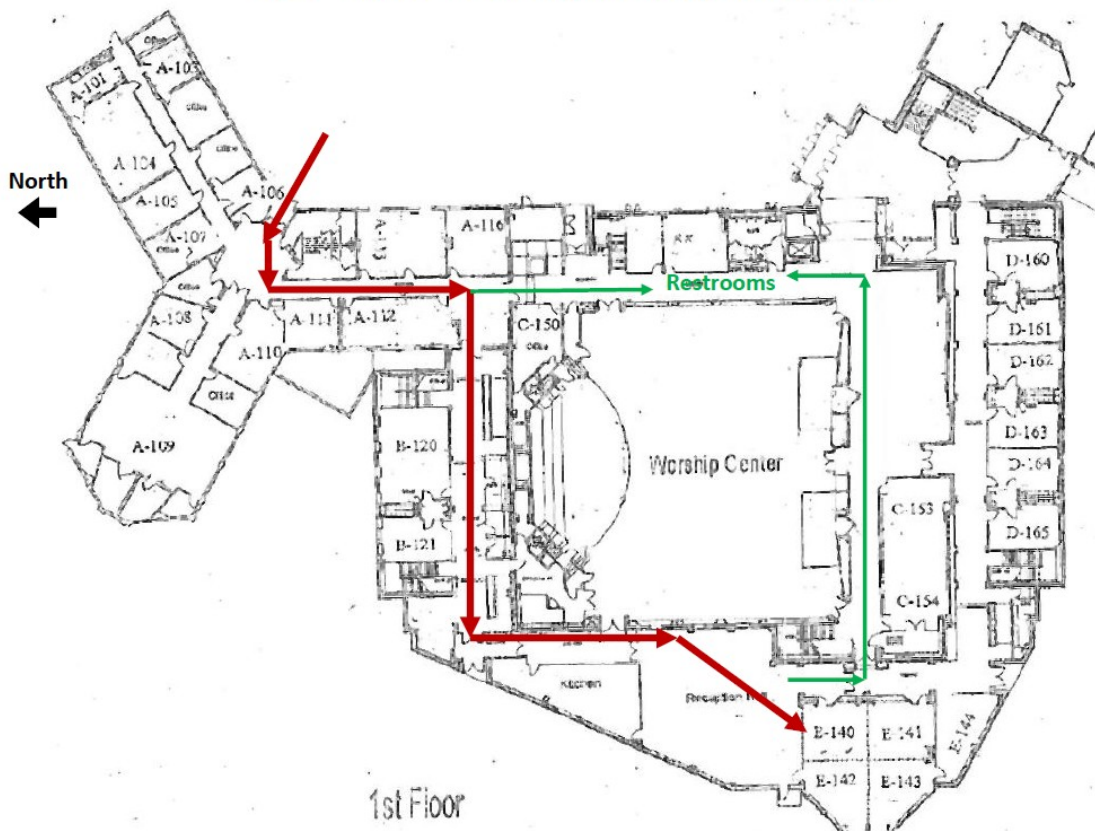
Is there anyone near 190/Jupiter or Plano Centre who can provide access to a piano for RaNae Merrill? She used to play the piano

Anyone who can provide RaNae with access to a piano for any of these times contact Dena Smith (972-699-1902 or dm2smith@yahoo.com)

Our December Meeting will be a Christmas Party. Please bring a white elephant gift from your quilting room. Something you no longer need but someone else might make good use of. Wrapping can be simple or put it in a bag.

Please see map for new route into church for all meetings and classes. This is for security and we must adhere. Also do not prop doors open for loading or unloading.

QGP Class - Parkway Hills Baptist Church



OCTOBER BOARD MEETING MINUTES—PAM CARROLL

The meeting was called to order at 6:30 p.m. by president, Pam Walsh. Those also in attendance were Pam Carroll, Carol Long, LaDawn Dalley, Tina Connolly, Lynne Fritsche, Mary Shannon, Pat Wiant, Pam Wingate, and Peggy Burrell. The president asked if there were any changes to the September minutes which were previously submitted by email. No changes were noted, and LaDawn moved that they be approved. The motion was seconded by Pat, the minutes were approved as submitted.

Pam discussed her work on the development of a one page, "Welcome to New Members" handout intended as an overview to easily acquaint our new members with the operations of the Guild. She will make revisions and have them available at the Guild meeting. She then asked the Board if the current time and place of the Board meetings were acceptable to all. All members concurred, so time and place will stand as is for the present.

Treasurer: Carol Long had previously submitted the treasurer's report and the proposed budget for fiscal year 2015-16 via email to the Board. She stated that she needs to have budget revisions from each committee back by October 16th. Discussion followed regarding various budgeted items. Carol then discussed procedures for disbursement requests and deposits. She handed out copies of the forms to be used to all board members.

Committee Reports were as follows:

Sunshine& Shadows: Pat Wiant discussed ways we might recognize "Sunshines"; she said she gets mostly "Shadows." She will consider if/how to implement the things that were discussed.

Membership: Under Hospitality, Mary Shannon discussed new member bags, which will be continued; she suggested some ways we might welcome new members including badges for new members and/or having them be greeted by a "hospitality" member at the meetings. Since the new logo has been released, the Board discussed whether to continue to sell pins having the old logo. Pam suggested we go on and sell them for \$1.

Programs: Possible options for big name speakers were brought up. Pam stated she would like to see a big name in June and some other months also since we have the money to spend. Since several names were offered, Peggy Burrell said the Program Committee would consider them. It was mentioned that the members seem to want to see technique classes more than project classes, as it is hard to finish a project in the time

allotted to a workshop.

Community Service: LaDawn Dalley stated that she had delivered 44 quilts and 7 afghans to our charities last month. She was approached by a member asking for donations for Hospice. This was discussed, but it was decided that we have our plate full already with our existing charities and the new challenge for Samaritan Inn.

LaDawn said she had made some changes to the donation letter; Lynne will send the secretary a finalized copy for the document file.

The Samaritan Inn challenge was discussed. It was made clear that the quilt size must be 40" x 60". Pam had a conversation with Samaritan Inn regarding their specific needs such as the pillow cases, and she will discuss the details at the guild meeting.

There are 250 finished tops which need to be quilted. This will be featured in the next newsletter. Options were discussed regarding how to get these done.

Education: Pam Wingate said she has six junior quilters signed up for the new class. Since no one volunteered to teach it, she will do it. She discussed the program. She has some people signed up for shifts at the Int'l Quilt Festival in Plano. She will ask again at the Guild meeting for more.

Guild Activities: Nothing new was reported; the change of retreat location was reported in the newsletter.

Media: Lynne Fritsche discussed the website and some of the problems members have had accessing it. She told the correct way to gain access after the new website was installed. If committee chairs need information on the site to be edited, Lynne said to contact her to do the update. Since the website allows for it, she has set up email addresses in the site so information comes to board members without their personal email addresses being shown on the site. This protects personal emails from being posted and seen by anyone visiting the site. She requested that we use these addresses, and she provided a list for the Board to use.

It was announced that Sherry Worley will write a feature article each month for the newsletter about local shops with priority given to those who paid for ads in the show program. Discussion on ideas, various topics, and how to present them followed.

(Continued on Page 6)

OCTOBER GENERAL MEETING MINUTES—MARTY CROUCH

Guild President Pam Walsh called the meeting to order at 6:45 p.m. A motion was made by Pam Wingate and seconded by Kena Leszcynski-Young to accept the minutes of the September meeting as written. The motion was approved. A motion was made by Julie Schaefer and seconded by Dolores Williams to file the treasurer's report for review. The motion was approved.

Pam Walsh reminded members of the Samaritan Inn challenge. Completed quilts and pillowcases for the challenge should be turned in directly to Pam by placing them in the red wagon next to the Community Service table. As an incentive, participants will be included in a drawing at the end of the challenge to win one of three customized bags. Instructions for pillowcases are available at the Community Service table and on the website under the Resources tab.

Pam introduced new features that will be included in the newsletter. The Shop of the Month column will be written by Sherry Worley and will highlight one of the shops that supports us at our quilt show. A Tips and Techniques column will be written by Pam Wingate.

Sunshine and Shadows news—Pam asked members to share happy news as well as sad news about ourselves and members of our small groups. Pam announced that Linda Neal and Jackie Brown had won Best of Show and Best Machine Quilting at the Sulphur Springs quilt show and second place at the Trinity Valley show. Pam's mini-quilt won a blue ribbon at the San Antonio show.

Guild Activities—Donna Petrick outlined instructions for the embellished border (number 5) on the do it yourself round robin quilts.

Education—Pam Wingate asked for volunteers to work the afternoon of October 17 at the Plano International Festival.

Community Service—LaDawn Dalley announced that stocking kits were available and are due by the November meeting. She also asked for donations of toiletries, gift cards, etc. to be included in the

stockings for our veterans. LaDawn delivered quilts to the Children's Advocacy Center, My Friends House, the Rape Crisis Center and huggies to the Legacy Children's Hospital.

Quilt Show—Rose Davis asked for a volunteer to share the door prize responsibilities and asked for several volunteers to shadow current chairpersons who will step down in 2017.

Mini-Quilts—Kaye Dunn and Valerie Salter reviewed mini-quilt guidelines and reasons for making a mini-quilt. They promised a major award to the individual who donates the quilt that receives the highest bid.

Birthday Quilts—Sherry Worley reminded members to inform her when they donated completed quilts for the birthday challenge so they would be included in next year's drawing.

TAQG—Sherry Worley announced that the November TAQG meeting was a speaker's forum and invited members to make presentations if they would like to be considered for programs by other guilds.

Retreat—Donna Petrick recognized Julie Brooks as the retreat organizer for the February 2016 retreat at the Hilton Garden Inn in Denison and reminded members to sign up for the retreat.

Membership—Mary Shannon recognized two guests in attendance and awarded 12 door prizes, reminding members to complete and send the thank you cards to our door prize donors.

Show and Tell—Ileana Salzer, Kena Leszcynski-Young, and Dolores Williams inspired us with their completed projects.

Pam Walsh recognized the Land o' Lakes guild from Lewisville and asked members to support them by purchasing raffle tickets.

The meeting adjourned at 7:30 p.m. Sherry Worley introduced the speaker, Brenda Jeschke, who presented a program on machine embroidered quilts.

YEAR-END FINANCIAL REPORT OCTOBER 1, 2014 — SEPTEMBER 30, 2015
—CAROL LONG

<u>Income</u>	
Administrative Inc.: Banks Interest	26.63
Administrative Inc.: Service Pin Inc.	270.00
Community Service Inc.: Donation	80.00
Guild Activities Inc.: Block Challenge	
Media Inc.: Newsletter Ads	960.00
Membership Inc.: Late Fees	20.00
Membership Inc.: Membership Dues	6,686.00
Membership Inc.: Other	5.00
Programs Inc.: Day Retreat Inc.	1,255.00
Programs Inc.: Workshop Income	<u>8,186.64</u>
Total Income for Guild Business	<u>\$17,489.27</u>

Quilt Show Income	
Admissions	17,409.00
Advance Ticket Sales	4,435.00
Mini Quilt Income	4,641.87
Program Ad Income	2,120.00
Raffle Ticket Sales	3,074.00
Registration Fees	1,376.00
Show Meal Tickets	642.00
Show Photography & CD's	9.62
Show Products Income	125.89
Sponsorship Income	6,700.00
Vendor Booth Income	15,808.00
Wheel Chair Income	<u>10.00</u>
Total Income for Quilt Plano 2015	<u>\$56,351.38</u>

Total Income **\$73,840.65**

<u>Expenses</u>	
Administration Expenses	
Admin. State/Federal Filing Fees	48.98
Bank Fees	204.82
Computer, software & Add'l Equip.	64.94
CPA Expenses	285.00
Insurance	1,730.00
PO Box Rental	128.00
Publicity	359.52
Service Pins	351.07
Show Equipment	1,083.41
Storage Unit	2,053.87
Supplies	685.74
TAQG Dues	100.00
TAQG Rally day Gifts	249.73

Community Service Expenses	
Service Quilts Supplies	763.03

Stocking Project Supplies	211.17
Yarn Expenses	47.11
Education Expenses: Educations Supplies	75.48
Media Expenses: Web Site Expenses	330.96
Programs Expense:	
Day Retreat Facilities Rent	1,285.00
Donation Children's Activities	450.00
Gift—Mary & Juan	150.00
Facilities Rent	1,005.00
Speaker Lecture	2,560.00
Speaker Lodging	972.91
Speaker Meals & Per Diem	286.88
Speaker Travel Expense	1,312.38
Supplies and Equipment	38.18
Workshop Facility Rent	1,000.00
Workshop Teacher Fees	<u>4,700.00</u>
Total Expenses for Guild Business	<u>\$22,533.18</u>

Quilt Show Expenses:	
Advertising and Publicity Expense	450.00
Awards Expenses	2,977.22
Education Area Expenses	64.77
Facility Catering Expenses	4,591.45
Facility Deposits and Rent	12,510.15
Facility Security Expenses	730.00
Facility Set Up Expenses	1,900.00
Insurance	839.09
Judging Fees	500.00
Judging Meals	121.32
Judging Travel	313.69
Mini Quilt Expenses	92.64
Other Quilt Show Expenses	307.73
Postage & Supplies Expense	1,032.40
Printing Expense	2,755.29
Raffle Quilt Expenses	55.00
Registration Expenses	176.09
Show Products Expense	300.00
Show Program Printing	2,120.68
Sign Printing	916.00
Storage & Transport	1,077.36
Vendor Expenses	31.47
Volunteer Incentives	<u>638.43</u>
Total Expenses for Quilt Plano 2015	<u>\$34,500.78</u>

Total Expenses **\$57,033.96**

Total New Profit Fiscal Year 2015 **\$16,806.69**