



COMMON THREADS

January 2011
Volume 29, Issue 1

CONTENTS

| | |
|---------------------------|------|
| Ad Rates | 6 |
| Birthdays | |
| Block of the Month | 9-11 |
| Board Highlights | 7 |
| Comm. Service | 4 |
| Guild Officers | |
| Membership | 6 |
| Membership Form | 12 |
| Minutes | 2 |
| New & Renewed- Members | 6 |
| President's Message | 1 |
| Programs | 4-5 |
| Treasury Report | 8 |
| Upcoming Events | 7 |

Visit our website:
www.quiltersguildofplano.org

Newsletter of the Quilters Guild of Plano

January 2011. It doesn't seem possible. Just yesterday we were worried about the year 2000 and now a decade has passed and we are going onward. How time flies when you are having fun! I hope you all had fun at the December meeting. I so enjoyed the Show and Tell and hope to have even more participants next year.

January is going to be an exciting meeting. In addition to our wonderful guest speaker we are going to have the official unveiling of our new raffle quilt. I think it is the best ever and we are sure to sell lots of tickets. Everyone will want to win this quilt! So be sure to attend this meeting. You are in for a real treat.

Remember to turn in your service hours each month as we are starting a new year, which means a new bar on your guild sewing machine. In addition to the service bar, we are going to participate in a new awards program for service, so stay tuned.

I hope everyone had a wonderful holiday season and it is now time to buckle down and finish some of those UFO's. What better way than to go to Retreat? If you haven't signed up and paid please do so immediately. We still have spots open and everyone that goes has lots of fun and gets lots done. So you don't want to miss this annual Guild activity!

Happy Quilting.
Sheri Smith, President

Minutes from December 2010 - Donna Lobeleon, Secretary

The meeting was called to order by President Sheri Smith at 7:01. She reminded everyone to turn off their cell phones.

Old Business:

The Minutes to the October meeting and treasurer's report were accepted as printed in the newsletter.

New Business:

- The Next board meeting will be January 10, 2011 at Tino's restaurant. The business meeting will start at 7:00 pm; arrive at 6:00 if you would like dinner.
- SheriSmith announced names of members earning service bars. Donna Petrick distributed the bars. Donna said any member who did not report their hours on time would still be able to get their bar.
- Sheri thanked Cheryl Stiff for playing the piano for us tonight.

Committee Reports:

- Cynthia Weisz, Mini Quilt Auction, explained that a lady bug pin is awarded to each mini quilt donor and a charm is given for every additional mini quilt donated; you are also given one chance to win the *prize basket* for each mini quilt donated.
- Connie Litfin, Block of the Month, participants showed their completed blocks. Shirley Weaver was the monthly winner.
- LaDawn Dailey, Christmas Stocking Project, asked for help delivering the stockings to Parkland Hospital on December 15. Due to lower donations this year the goal was reduced to 500 stockings. With additional funds from the guild and donations from her church group La Dawn was able to fill about 600 stockings for Parkland. Two hundred additional stockings were given away.
- Donna Petrick, Programs, distributed the kits for the name badge contest. Kits will also be available at the January meeting. The contest will be judged at the February meeting. January will feature Esterita Austin, she will teach a two day class.

Door prizes provided by the following were given to every member present:

| | |
|----------------------------|---------------------|
| Golden D'or Fabrics | The Old Craft Store |
| Happiness is Quilting | The Quilt Asylum |
| Jenny Bug's | Members |
| Quilt Country | |

Members showed new quilts and Christmas quilts. The business meeting adjourned for the year and refreshments were available.



Lindy B's Long Arm Quilting

Specializing in free motion quilting

Lindy Bezdek

2302 Montclair Drive
Carrollton, TX 75007

214-632-2358
lindybezdek@aol.com

Call or email for additional information

QGP Retreat 2011—Spaces available for February 2011 retreat!



LAST CALL FOR RETREAT 2011 ...

Testimonial from Tina Connolly:

Our annual retreat at Tanglewood Resort at Lake Texoma is right around the corner—February 17-20 (3 nights) or February 18-20 (2 nights). Our very special, shiny retreat fairy, Janet Plotkin, has lots of fun and games planned. I attended retreat last year after about a 10-year hiatus. I LOVED IT!! I made a Night and Day star quilt completely while I visited with my current friends and the new friends I made at retreat. The food and the dining room, and the hotel sleeping rooms were perfect—and right down the hall from the sewing room. There was hysterical entertainment nightly! We had fun! We have a few spots left and it's not too late to join us this year. Prices are on the website. Did you receive the wrong gifts for Christmas? Cash them in and come to retreat!



Each year, many of your guild friends pack up their sewing machines, some fabric and quilt projects, notions, and so on ... and head off for a weekend away to sew, sew, sew! You can tell by the happy faces and the completed quilts that retreat is a fun AND productive time. No cooking! No cleaning! No making beds!

Information about the February 2011 retreat is posted on our website, and also available by joining the Yahoo Group "QGP Retreat". You can email Janet Plotkin at janet@frogbutt.net or call 214-227-0529 to reserve your spot!

Program Ramblings - Donna Petrick

There is still time to sign up for the 2 day workshop for Esterita Austin and enjoy new ideas on designing and painting your picture and fabric. We have two guests from San Antonio who will be joining the class. Certainly would like to see more local members take the class too. The supply list is posted on the web site. Come join us for a fun two days.

I've received several suggestions for future speakers and have looked into booking several. If you have someone you want to see and hear, let me know. Some of our all time favorites no longer do guild programs, but it never hurts to ask. Also at the November TAQG meeting, which is always on programs, Donna, Aggie and I saw several people whom we would like to bring to guild with some interesting quilts and techniques. The DFW area is so fortunate to have a large talent pool available.

Bob Purcell from Superior Threads will be our speaker at the March meeting. He is always interesting and entertaining. Get your thread questions together so you can find out the answers. He will also have a handout available with great reference information.

Community Service - Julie Schaefer

Boy what a busy month this has been already. Thanks to everyone that made quilts for this giving season. Particularly I want to thank Karen Christoffer who planned and supervised our completing forty-seven (that's 47) flannel quilt kits. She made sure the fabric was matched, cut out with the Accu Cutter®, packaged, sewn, washed and labels put on the completed blankets. Along with her were Terri Mendelow, Donna Petrick, Helen Wilems and the Tuesday Plano Sewing Center group that came in November as well as those that took a kit home. You may have had experience with flannel before and know that flannel is "allergy unfriendly." That is, if you're allergic to the fibers that float through the air and get all over everything, you end up with a sneezing, coughing, red eyed condition. What stalwart friends we have.

The 47 flannel blankets along with 20 small quilts, 2 fleece blankets and 11 crocheted afghans were taken to Children's Advocacy Center of Collin County. Also since we last talked (figuratively speaking), 7 quilts and 3 afghans were taken to The Turning Point Rape Crisis Center of Collin County. Thirteen quilts and 27 stockings were taken to Hope's Door. Tomorrow 35 cough pillows will be delivered to Plano Medical Center Surgical Center. LaDawn Dalley reported at the general meeting where the stockings were delivered and I will be able to give you specifics as soon as she gets all the info. together. You know, that's a lot of work! Both from the standpoint of all the stockings members made, cutting fabric, making kits, putting items into the stockings, packing them up and the biggie = delivering them. You are appreciated LaDawn. Let her know when you see her.

Does everyone know the chairs making Community Service work?

Karen Christoffer - Donation quilts, blankets, and so on.

LaDawn Dalley - Stocking Project

Margaret Schafer - Education

I wish I had pictures so you would recognize them and thank them for their hard work. Along with the people associated with Community Service the rest of your Board members and Committee Chairs have worked really hard during this year. I want to thank everyone that has taken time out from their schedule to help with all the donations. Hope you all have a blessed holiday season and I will see you in the New Year. Julie

Upcoming Programs and Workshops (continued)

January 2011 – Esterita Austin, “Photographs ... Compose ... Create”

Lecture - Thursday, January 13th –

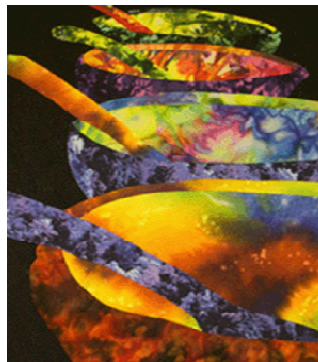
Workshop - Friday & Saturday, January 14th & 15th

Sign up by December 9th and pay \$65 for both days ... after December 9th, the cost is \$75 for this workshop..



Painted Bowls Class

2 day class ~ no sewing machine required. .In this 2 day class, working from a pattern as your starting point, you will create bowls from multi valued fabrics and further enhance them with textile paint to give the illusion that "POPs". Perspective, value, color and composition will be covered. Not a painter? Not Artistic? No worries! This is a class for beginners or intermediate.



February 2011 B&T Studios – Barb McCraw & Teresa Sherling



Lecture - Thursday, February 10th – Two Visions – One Soul

Workshop – Friday, February 11th – Folded Flower Class

Membership - Crisann Skinner and Maria Eakin

Just a reminder—we are always looking for 2-3 volunteers to help out with Hospitality at the Membership table during our monthly guild meetings. If you are interested in helping out, please contact us at membership@quiltersguildofplano.org. Remember you will get an extra door prize ticket and be eligible for the separate door prize drawing at the meeting just for volunteering a little bit of your time!

Don't forget to pick up some guild muslin to have on hand the next time you have a few minutes to sew up some nine patches. Bev Almaraz is our Nine Patch Chair and will have 1/2 yard cuts of the muslin available for sale at the monthly Guild meetings.

| | |
|------------------------------------|---------------------------------|
| <u>New Members December</u> | <u>January Birthdays</u> |
| No new members in December. | Sue Sydow 01/04 |
| | Ginny Kenney 01/08 |
| | Shirley Weaver 01/09 |
| | Janine Gibson..... 01/13 |
| | Tina Johnson..... 01/17 |
| <u>Renewing Members</u> | |
| No renewing members in December. | |

Name Badge Challenge—Donna Petrick

It's time for another challenge. We haven't done one in ages. So get your thinking caps on, turn up the creative flow and design yourself a name badge. At the February, 2011, meeting we will judge all the entries and award prizes in a number of categories ... members choice, most original and whatever else I can add.

At the December meeting, we handed out Peltex™ and vinyl to be used, or not, in the making of name badges. We will hand out more in January to members who were not at the December meeting. There is no size limit.....just needs to be readable and wearable. The whole idea is that we need to be wearing our name badges at meetings. We have a number of new members who don't know us. Help each other out by posting your name proudly. The badge can be as plain or as ornate as you want to make it. No restrictions on designs

Several examples were shown at the meeting. We will have those again, plus some others for you to see. Please plan to participate and show how creative and resourceful you can be in making a new name badge.

Board Meeting, December 2010

Donna Lobelseon, Secretary

Guild President Sheri Smith called the meeting to order at Tino's Restaurant at 7:00 pm

- Shirley Weaver presented the treasurer's report.
- Margaret Schafer has scheduled an education program at the Corinth Retirement Center in January and needs volunteers to help with the program.
- Sheri Smith will present annual service awards at the December meeting. Julie Schafer has recorded and tallied all reported volunteer hours.
- Julie Schaefer suggested that the guild participate in the President's Volunteer Service Award program. She distributed information about the national award program; asked that the board review the documentation and discuss budgeting for this item next year.
- Kemberly Wilshire reported positive vendor response for the 2011 quilt show. The 2011 raffle quilt will be presented at the January meeting.
- Donna Petrick discussed the project for the December meeting, a name badge contest. Kits will be distributed at the December and January meetings. Judging will take place at the February meeting.
- Most of the meeting was spent planning what refreshments to bring to the December meeting.
- Meeting adjourned 8:00 pm.

Attendance:

Emily Armstrong
Rose-Clair Fletcher
Donna Lobelson
Donna Petrick
Julie Schaefer
Margaret Schafer
Sheri Smith
Shirley Weaver
Kemberly Wilshire

Upcoming Events - Mickie Warrington

February 17—20, 2011, QGP Retreat at Tanglewood Resort

There is still space for our February retreat! Join your current friends and make new friends. You have an option of Thursday = Sunday, or Friday—Sunday. Contact Janet Plotkin at janet@frogbutt.net for details.

April 15—16, 2011, Quilt Round-Up, "Texas Style"

Humble Civic Center, 8233 Will Clayton Parkway, Humble, Texas.

Friday: 10:00am—5:00pm

Saturday: 10:00am—4:00pm

Tickets: \$8 (Seniors \$6), free for 12 and under

May 21—22, 2011, North Texas Patchwork Express

\$129.95 per person, includes transportation, lodging, and meals. Contact participating quilt shops for details—Stitchin' Heaven, Suzy's Quilt Shop, The Quilt Asylum, Pass Time Fabrics, Blue Ribbon Quilt Shoppe, Cabbage Rose Quilting, Quilt Among Friends, and Common Threads.

Fall 2011, Grand Opening of Texas Quilt Museum

The Texas Quilt Museum opens in the Fall of 2011 in LaGrange, Texas. See details at <http://www.texasquiltmuseum.org/>
Texas_Quilt_Museum/
LANDING___QUILT_MUSEUM_2.html

COMMON THREADS AD RATES

| | |
|-----------------|-----------------|
| Business card: | Half Page: |
| 1 month = \$15 | 1 month = \$40 |
| 3 months = \$35 | 3 months = \$90 |

| | |
|-----------------|---|
| Quarter Page: | Please make ads in "jpg" files and email to Mickie Warrington at media@ |
| 1 month = \$25 | |
| 3 months = \$60 | |

Treasurer's Report - Shirley Weaver

Guild Officers 2010-2011

Cash Flow - November 1-30, 2010

| Category Description | Balance |
|-----------------------------------|-------------------------|
| INFLOWS | |
| Administrative Income | |
| Interest Income | 12.55 |
| Community Service Income | |
| Donations Charity Stockings | 178.00 |
| Guild Activities Income | |
| Raffle Quilt | 63.00 |
| Media Income | |
| Newsletter Advertisements | 55.43 |
| Membership Income | |
| Membership Dues 2010-2011 | 75.00 |
| Nine Patch Muslin Sales | 16.63 |
| Programs Income | |
| Workshop Fees | 235.00 |
| Quilt Show Income | |
| Vendor Fee Revenue | 701.25 |
| TOTAL INFLOWS | <u>1,336.86</u> |
| OUTFLOWS | |
| Administrative Expenses | |
| Supplies, Postage, Printing | 95.45 |
| Community Service Expenses | |
| Charity Stocking Stuffers | 400.00 |
| Membership Expenses | |
| Nine Patch Muslin Purchase | 41.56 |
| Programs Expenses | |
| Guild Meeting Facilities Rent | 50.00 |
| Supplies and Equipment | 60.56 |
| TOTAL OUTFLOWS | <u>647.57</u> |
| OVERALL TOTAL | <u>689.29</u> |
| Overall Net Worth | <u>61,058.97</u> |

| | |
|----------------------|---------------------|
| President | Sheri Smith |
| VP-Membership | Crisann Skinner |
| | Maria Eakin |
| VP-Programs | Donna Petrick |
| VP-Community Service | Julie Schaefer |
| VP-Guild Activities | Tina Connolly |
| VP Media | Rose-Clair Fletcher |
| Secretary | Donna Lobelson |
| Treasurer | Shirley Weaver |
| Librarian | Emily Armstrong |
| Quilt Show 2011 | Kemberly Wilshire |

Committee Chairs

| | |
|------------------------|---------------------------------|
| Assistant - Membership | |
| Assistants - Programs | Sherry Worley Donna Lobelson |
| Assistant - Treasurer | Madelyn Beachboard |
| Assistant - Librarian | Becky Woods Debbie Skorepa |
| Block of Month | Connie Litfin |
| Directory | Rebecca Clayton |
| Door Prizes | Maria Eakin |
| Education | Margaret Schafer |
| Fat Quarter Lotto | Open |
| Historian | Mindy Myint |
| Hospitality | Open |
| Inventory Control | Lut DeMeulder |
| Newsletter Editor | Mickie Warrington |
| Nine Patch | Janice Bentley |
| Publicity | Rose-Clair Fletcher |
| Retreat 2010 | Janet Plotkin and ADOS group |
| Service Quilts | Karen Christoffer |
| Show 'n Tell | Karen Hawkins |
| Small Groups | Cathy LaManna |
| Stocking Project | LaDawn Dalley |
| TAQG | Aggie Meszaros |
| Web E-mail | Rebecca Clayton |
| Web Master | Beverly Geise |

Block of the Month Wrapup - Connie Litfin




CALLING ALL BLOCK OF THE MONTH, QUILT TOP CONTESTANTS!

We will show our completed block of the month quilt tops at the March meeting. Prizes will be awarded for the 1st, 2nd, 3rd, and Viewer's Choice. Remember, the rules are simple ...

- You can use just the 6-inch blocks or the entire sawtooth star with the 6-inch block in the center.
- You can use any colors., setting, or number of blocks
- A bonus block was provided at each meeting, so you can use more than the 12 blocks.

Back blocks are available on our webpage so you can catch up and be in the contest! We hope to see a lot of quilts. I have some great prizes lined up! If you have any questions, please email Connie Litfin at conquilt@yahoo.com.



Sawtooth Sampler Block of the Month

We will be doing a 12" finished Sawtooth Star with a different 6" block in the center. There will be 12 blocks in all, two blocks a month.

For the star you will need: (You can work ahead on the star part if you wish.)

Star points – 1 yd.

Background – 1 ½ yd.

The surprise blocks are 6" finished and will fit in the center of the star. They can be done with scraps or fat quarters.

For each star block you will need:

Star points – cut 8 (3 ½" x 3 ½") squares

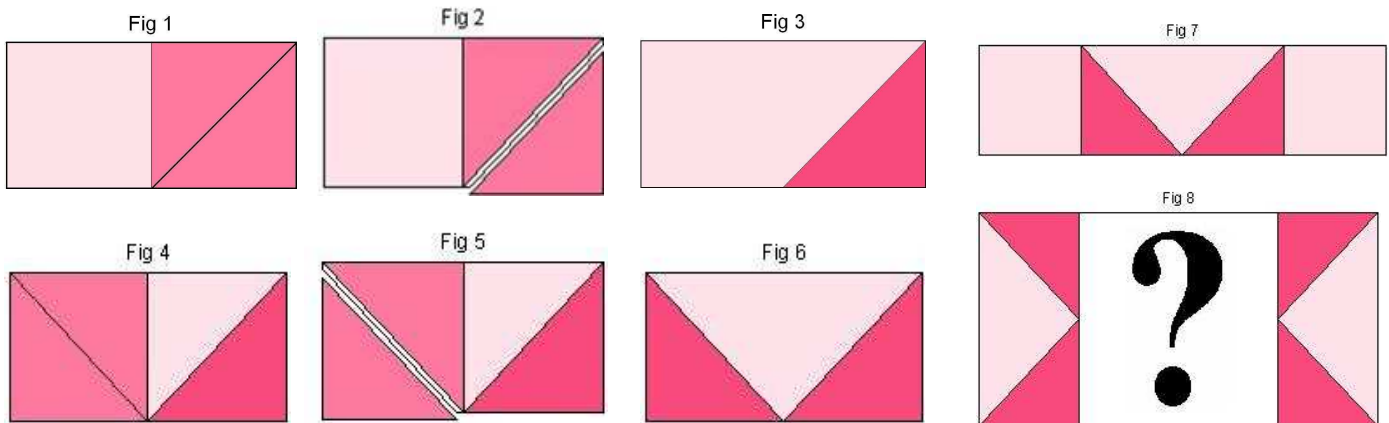
Background – cut 4 (3 ½" x 3 ½") squares

cut 4 (3 ½" x 6 ½") rectangles

On the back of the star point squares, mark a diagonal line. Place a star point square face down at one end of the background rectangle (right sides together). Sew on the diagonal line (Fig. 1). Press, then trim leaving a ¼" seam allowance (Fig. 2). Press toward point (Fig. 3).

Sew another star point square on the other end of that same rectangle (Fig. 4). Make sure the diagonal line is going in the right direction. Sew on the diagonal line. Press and trim leaving a ¼" seam allowance (Fig. 5). Press toward point (Fig. 6).

Sew a background square to each side of two star points (Fig. 7). Press toward points. Sew a star point to each side of the 6" block (Fig. 8). Press toward points. Sew sections together. Your block should measure 12 ½".



Current month's blocks are on the next page!

BLOCK OF THE MONTH, January 2011 blocks— Connie Litfin

Block 11—Anvil

Fabric Requirements:

Fabric A

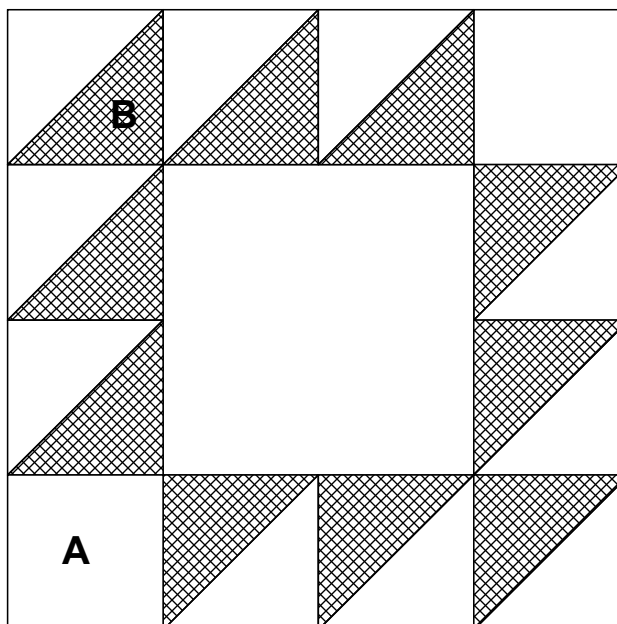
Cut 2 (2" x 2") squares

Cut 5 (2 3/8" x 2 3/8") squares in half on diagonal

Cut 1 (3 1/2" x 3 1/2") square

Fabric B

Cut 5 (2 3/8" x 2 3/8") squares in half on diagonal



Assembly:

Make 10 half-square triangles; press to dark. Lay out pieces as shown in diagram and sew together. This block will be inserted in the center of the Sawtooth Star.

Block 12— Friendship Star Variation

Fabric Requirements:

Fabric A

Cut 2 (2 7/8" x 2 7/8") squares in half on diagonal

Cut 1 (1 1/2" x 12")

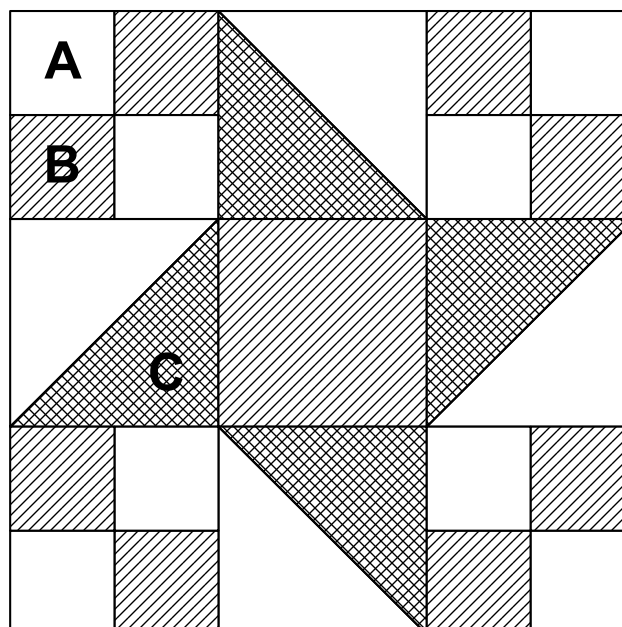
Fabric B

Cut 1 (2 1/2" x 2 1/2") square

Cut 1 (1 1/2" x 12")

Fabric C—Star points

Cut 2 (2 7/8" x 2 7/8") squares in half on diagonal



Assembly:

With rights sides together, sew the two 1 1/2" x 12" strips together. Press to dark side. Cut into 1 1/2" sections and make 4 (4-patches). Make 4 half-square triangles with fabrics A and C and press to dark side. Lay out pieces as shown in diagram and sew together. This block will be inserted in the center of the Sawtooth Star.

This is the last block of the series. In March 2011, we will have a show and tell of the completed quilt tops.

Office Use Only: Date Received: _____
Amount: _____
 Cash Check # _____

**Quilters Guild of Plano
Membership Application
(for New or Renewing Members)**

PLEASE PRINT LEGIBLY:

Name: _____

Address: _____

Phones: home: _____ work: _____ cell: _____
STREET CITY STATE ZIP

Email: _____ birthday: _____ spouse's first name: _____
MONTH/DAY ONLY

If interested in joining a friendship group, check which time is most convenient:

morning afternoon evening weekend

Check those committees where you would like to volunteer or learn more about their activities:

Historian Small groups Guild products Education Directory
 9-Patch Block of the Month Service quilts Library Membership
 Door prizes Programs Holiday stocking project Quilt Show (various jobs)

Please share with us a list of your skills, talents and hobbies that you would like to share with the Guild:

Demographic information: (this information is necessary for the Guild to obtain grants from various sources)

Age 18-34 35-54 55 or older Gender female male

Ethnicity White (not of Hispanic origin) Black (not of Hispanic origin) Hispanic
 American Indian or Alaskan Native Asian or Pacific Islander Other

How did you hear about the Guild?

Guild web page Guild member Another guild
 Guild newsletter other publication
 Other (please describe) _____

Membership dues are \$25 per year, and are due June 1st. New members joining after January 1st will pay a reduced rate of \$15 for the remaining months of the year. Members are listed in the Directory if their information is received before August 1st.

Active membership is granted on receipt of application and paid dues. Active members attend Guild meetings, participate in Guild activities and/or work on committees. All active members have voting privileges.

Dues include website access to the monthly on-line newsletter. If you prefer a hard copy sent to your home, please add \$10 to help defray the cost of printing and mailing. Mail your completed form with a check (made payable to "QGP") to the following address:

**Membership
Quilters Guild of Plano
5000 York Lane
Plano, TX, 75093**

The Quilters Guild of Plano is a not-for-profit 501(c)(3) entity and does not discriminate on the basis of race, color, national origin, sex or handicap.

GUILD EDUCATION NEWS—Margaret Schafer

Quilter's Guild of Plano Spring Quilt Camp—Liberty Recreation Center—March 14—28

The Quilters Guild of Plano will be holding Quilt Camp March 14 - 18 at Liberty Recreation Center through the Plano Parks and Recreation Department. This is a wonderful opportunity for us to introduce the art of quilting to youngsters ages 10 to 12. We will have a maximum of 8 students. We expect to fill the class, and this means we will need four teaching assistants for each of the five days. All you need to do is use a rotary cutter (the students will not be cutting), help them assemble their blocks, and give other assistance as they machine stitch their projects. This will really be a fun time, so plan to participate. If you can help at Quilt Camp one or more days from 9:00 a.m. to 2:00 p.m. on these dates, please contact Margaret Schafer and pick your day now. We will take a 30 minute lunch break each day which will give us a great opportunity to get to know the students and to further discuss the art of quilting with them. Be sure to sign your daughters and granddaughters up for the class. You certainly will want to be a part of this exciting educational activity by the Guild.

TAQG Calendar 2011 for Secondary meetings - Angie Meszaros

Jan. 29, 2011 Mineola, TX.
Presidents/Treasurers/Secretary's
Need to be at Donna Petrick's
house at 7:30 AM this meeting is on
a Saturday

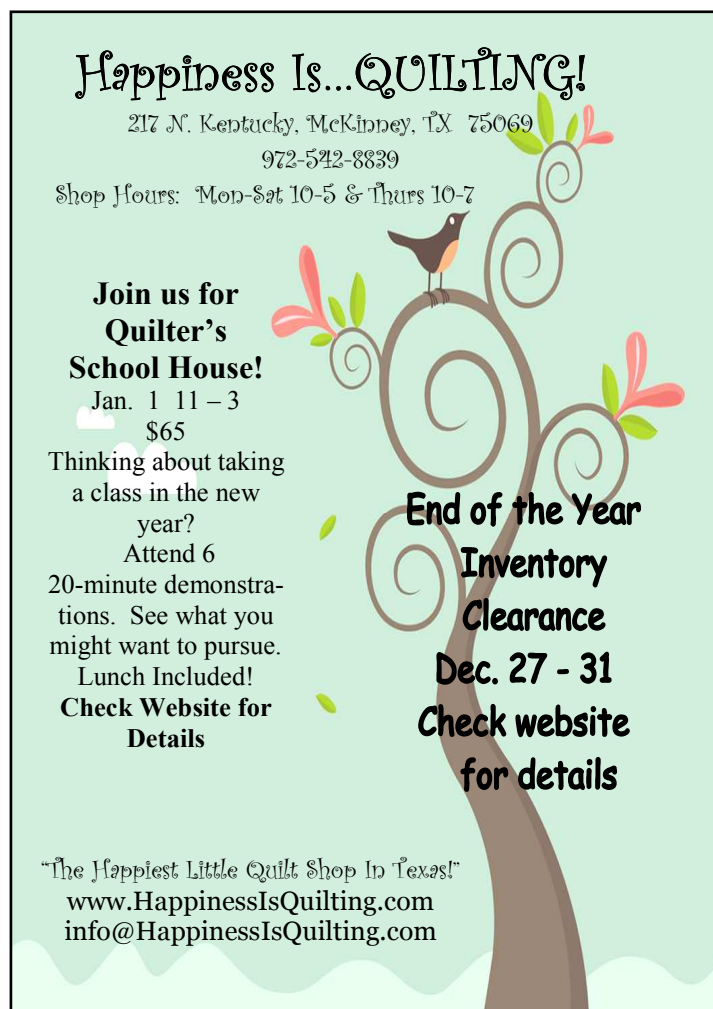
March 29, 2011 Lewisville, TX
Newsletters and Websites

May 31, 2011 Lewisville, TX
Quilt Shows and Publicity

July 26, 2011 Lewisville, TX
How we get our volunteer hours

Sept. 27, 2011 Arlington, TX.
Retreats

Nov. 29, 2011 Lewisville, TX
Programs/Workshops



Happiness Is...QUILTING!
217 N. Kentucky, McKinney, TX 75069
972-542-8839
Shop Hours: Mon-Sat 10-5 & Thurs 10-7

**Join us for
Quilter's
School House!**
Jan. 11 - 3
\$65
Thinking about taking
a class in the new
year?
Attend 6
20-minute demonstra-
tions. See what you
might want to pursue.
Lunch Included!
**Check Website for
Details**

**End of the Year
Inventory
Clearance
Dec. 27 - 31
Check website
for details**

"The Happiest Little Quilt Shop In Texas!"
www.HappinessIsQuilting.com
info@HappinessIsQuilting.com

QUILTERS GUILD OF PLANO
PO BOX 260216
PLANO, TEXAS 75026

*The Quilters Guild
of Plano is funded in
part by the City of
Plano.*

*The Quilters Guild
of Plano does not
discriminate on the
basis of race, color,
national origin, sex
or handicap.*



*Quilters Guild of Plano
Presents*

Esterita Austin, "Photographs ... Compose ... Create"
January 13, 2011

**Parkway Hills Baptist Church
2700 North Dallas Tollway
Corner of Chapel Hill
On the east side of the Tollway**

**SOCIAL TIME - 6:30 pm ~ MEETING TIME - 7:00 pm
(Only board members will be admitted before 6:30pm)**